



NOAA
FISHERIES

NEFSC, FSB

Observer kept and discard data FY 2016 + 2017



Presented by Tyler Staples
Tyler.Staples@noaa.gov

August 29, 2017

Observer Sampling, quick review

Observed Haul: A haul for which weights are collected for all species, both kept and discarded. Discard information includes everything brought up in the gear: vertebrate and invertebrate animals, rocks, plants, and debris

A minimum of 50% of hauls from scallop trips should be observed, with watches that capture fishing activity at all time periods throughout the trip. Every attempt is made to observe all hauls on General Category trips

First Haul of every watch the observer measures one basket of kept scallops, and a crew member is asked to shuck those scallops so a meat weight and volume can be obtained.

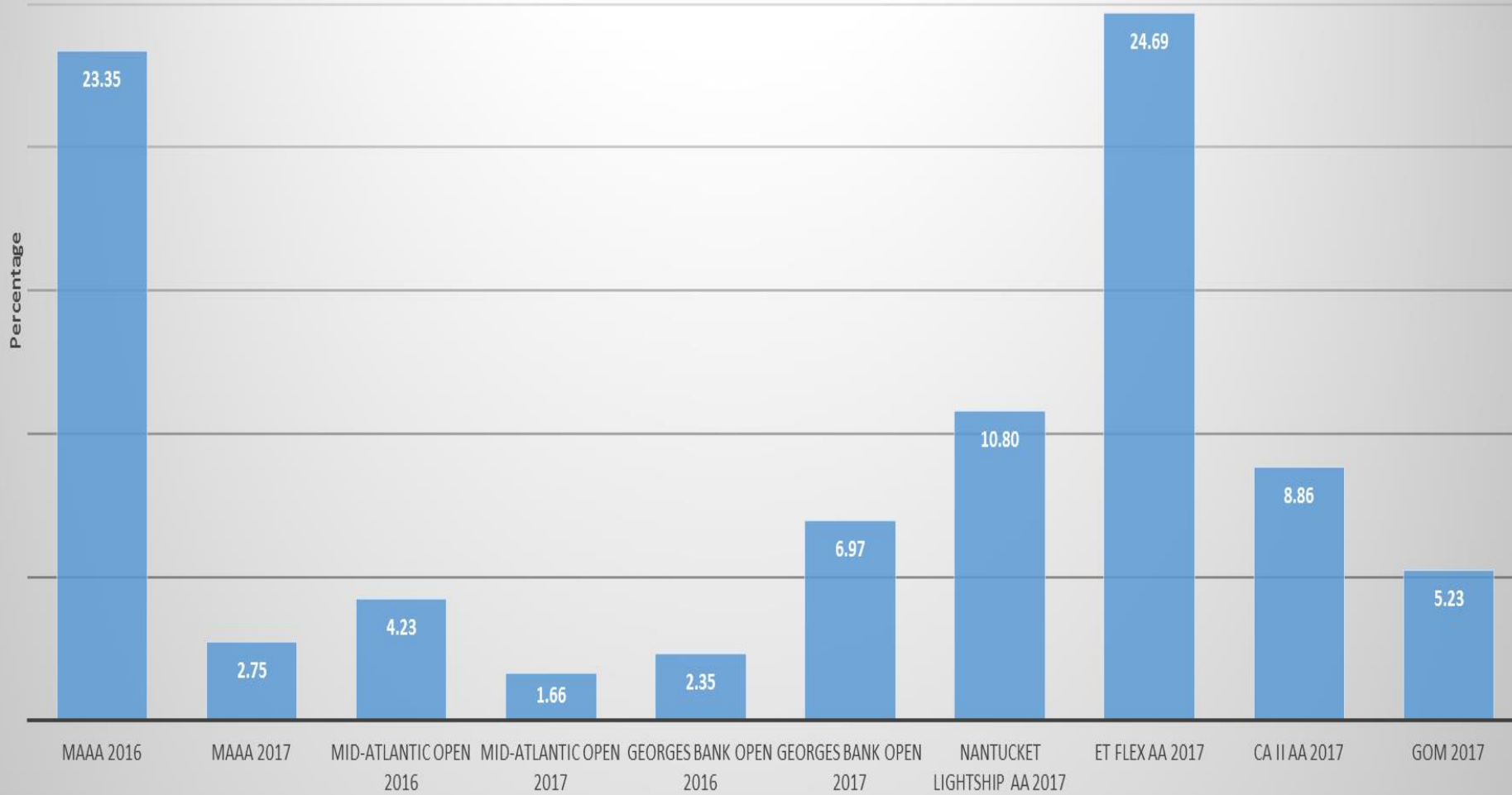
Other hauls during watch, length frequencies of shell heights should be obtained at least every other haul, from alternating dredges. Approximately 100 scallops should be measured alternating between kept and discarded dispositions.

In summary a minimum of 1/4 of the hauls from a scallop trip should have shell height data

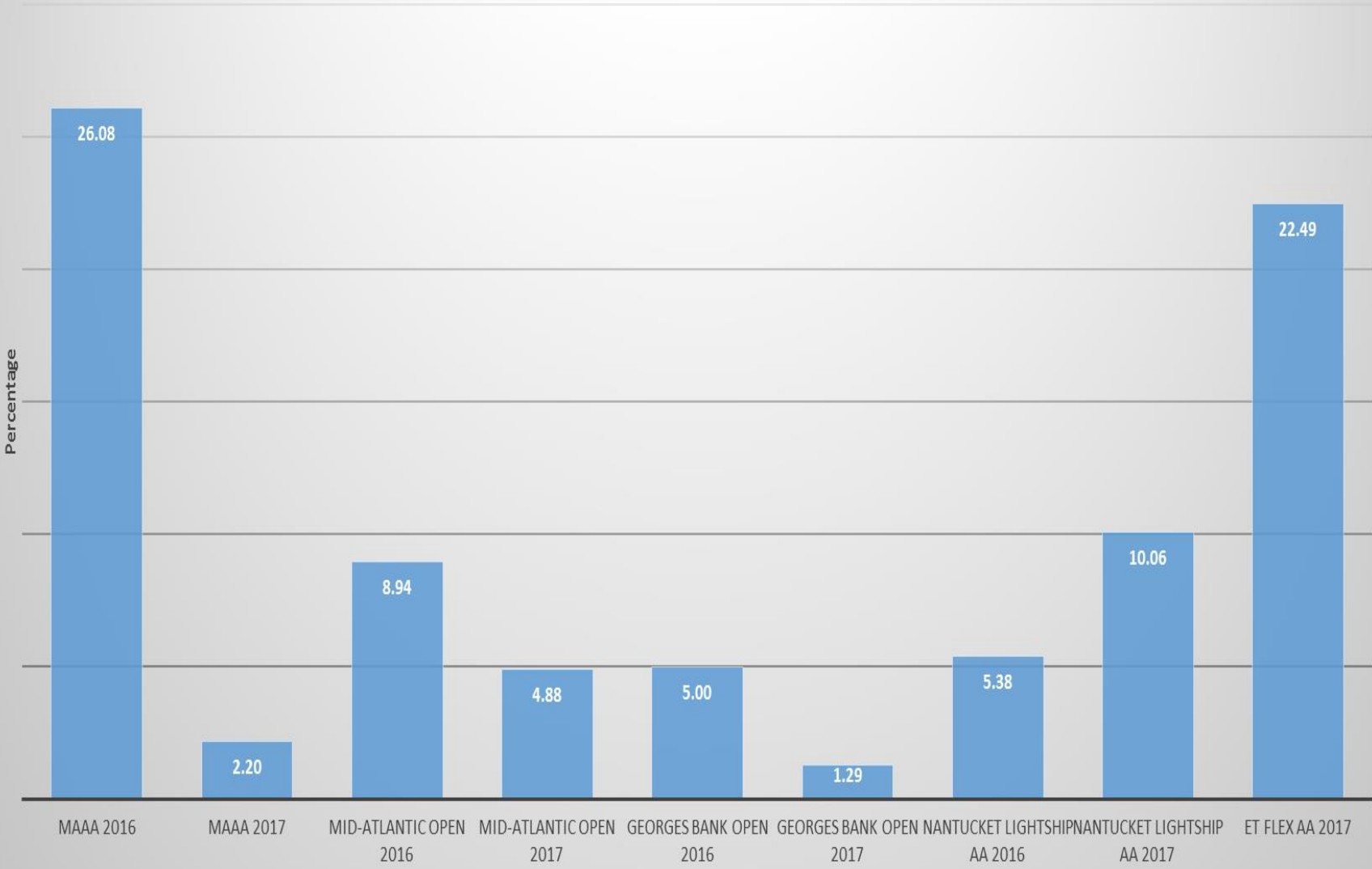
Limited Access							
Area	Fishing_year	Obs_Tows	Lbs_Kept (Meat Wgt)	Kept_Round (conv)	Lbs Discarded (Meat Wgt)	Discard_Round_Tot	Discard_Ratio
MAAA	2016	10049	1240247	10331258	9300	2412454	23
MAAA	2017	1184	207717	1730283	705	47618	3
Mid-Atlantic Open	2016	6023	722059	6014751		254666	4
Mid-Atlantic Open	2017	1235	260403	2169157	1	36065	2
Georges Bank Open	2016	5073	534120	4449220	7	104396	2
Georges Bank Open	2017	99	11291	94054		6557	7
Nantucket Lightship AA	2017	836	226166	1883963		203424	11
ET Flex AA	2017	1318	262749	2188699	7240	540471	25
CA II AA	2017	855	155065	1291691	60	114433	9
GOM	2017	443	164039	1366445		71432	5
Limited Access Gen Cat							
MAAA	2016	400	41209	343271	423	89529	26
MAAA	2017	5	765	6372		140	2
Mid-Atlantic Open	2016	1198	74820	623251	56	55717	9
Mid-Atlantic Open	2017	152	12446	103675	79	5064	5
Georges Bank Open	2016	811	30172	251333		12560	5
Georges Bank Open	2017	58	2698	22474		291	1
Nantucket Lightship AA	2016	172	27774	231357		12450	5
Nantucket Lightship AA	2017	341	48770	406254		40874	10
ET Flex AA	2017	243	32635	271850		61138	22

Discard Ratio = Discard_Round_Tot / Kept_Round * 100

Limited Access Discard to Kept Ratio



LA General Category Discard to Kept Ratio



MAAA 2016 LA From 10,049 observed hauls

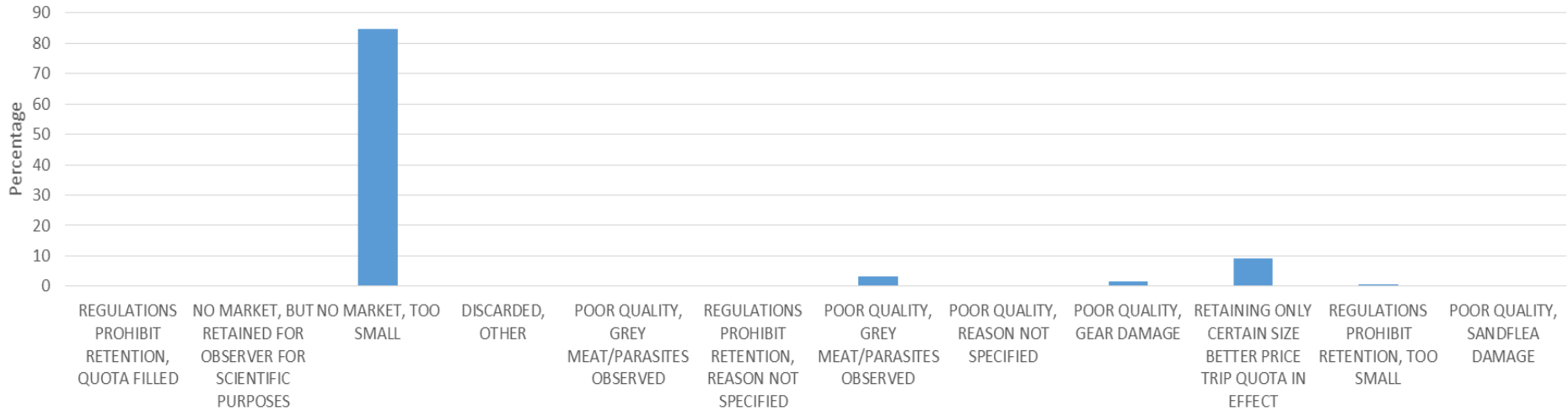
Reason	Lbs	D/R
REGULATIONS PROHIBIT RETENTION, QUOTA FILLED	2581	Round
NO MARKET, BUT RETAINED FOR OBSERVER FOR SCIENTIFIC PURPOSES	1	Round
NO MARKET, TOO SMALL	2045563	Round
DISCARDED, OTHER	5902	Round
POOR QUALITY, GREY MEAT/PARASITES OBSERVED	3377	Round
REGULATIONS PROHIBIT RETENTION, REASON NOT SPECIFIED	500	Round
POOR QUALITY, GREY MEAT/PARASITES OBSERVED	9274	Dressed
POOR QUALITY, REASON NOT SPECIFIED	26	Dressed
POOR QUALITY, GEAR DAMAGE	40871	Round
RETAINING ONLY CERTAIN SIZE BETTER PRICE TRIP QUOTA IN EFFECT	220521	Round
REGULATIONS PROHIBIT RETENTION, TOO SMALL	15623	Round
POOR QUALITY, SANDFLEA DAMAGE	48	Round

MAAA 2017 LA from 1,184 observed hauls

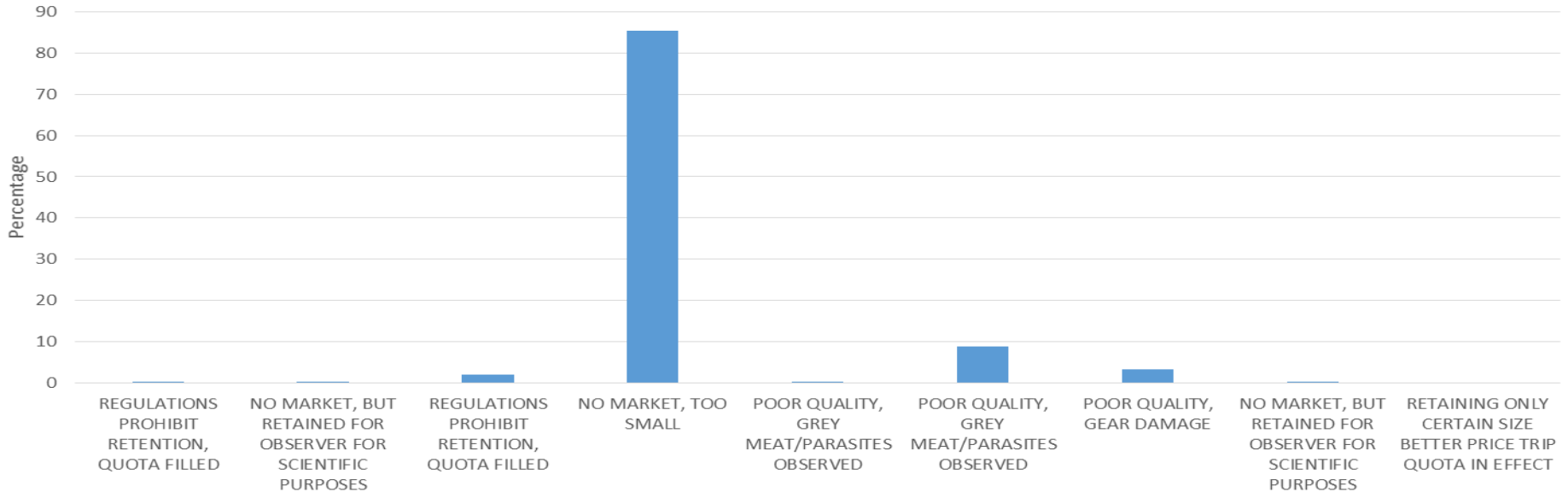
Reason	Lbs	D/R
REGULATIONS PROHIBIT RETENTION, QUOTA FILLED	209	Round
NO MARKET, BUT RETAINED FOR OBSERVER FOR SCIENTIFIC PURPOSES	0	Round
REGULATIONS PROHIBIT RETENTION, QUOTA FILLED	135	Dressed
NO MARKET, TOO SMALL	45666	Round
POOR QUALITY, GREY MEAT/PARASITES OBSERVED	3	Round
POOR QUALITY, GREY MEAT/PARASITES OBSERVED	569	Dressed
POOR QUALITY, GEAR DAMAGE	1754	Round
NO MARKET, BUT RETAINED FOR OBSERVER FOR SCIENTIFIC PURPOSES	1	Round

LA MAAA Discard Percentages

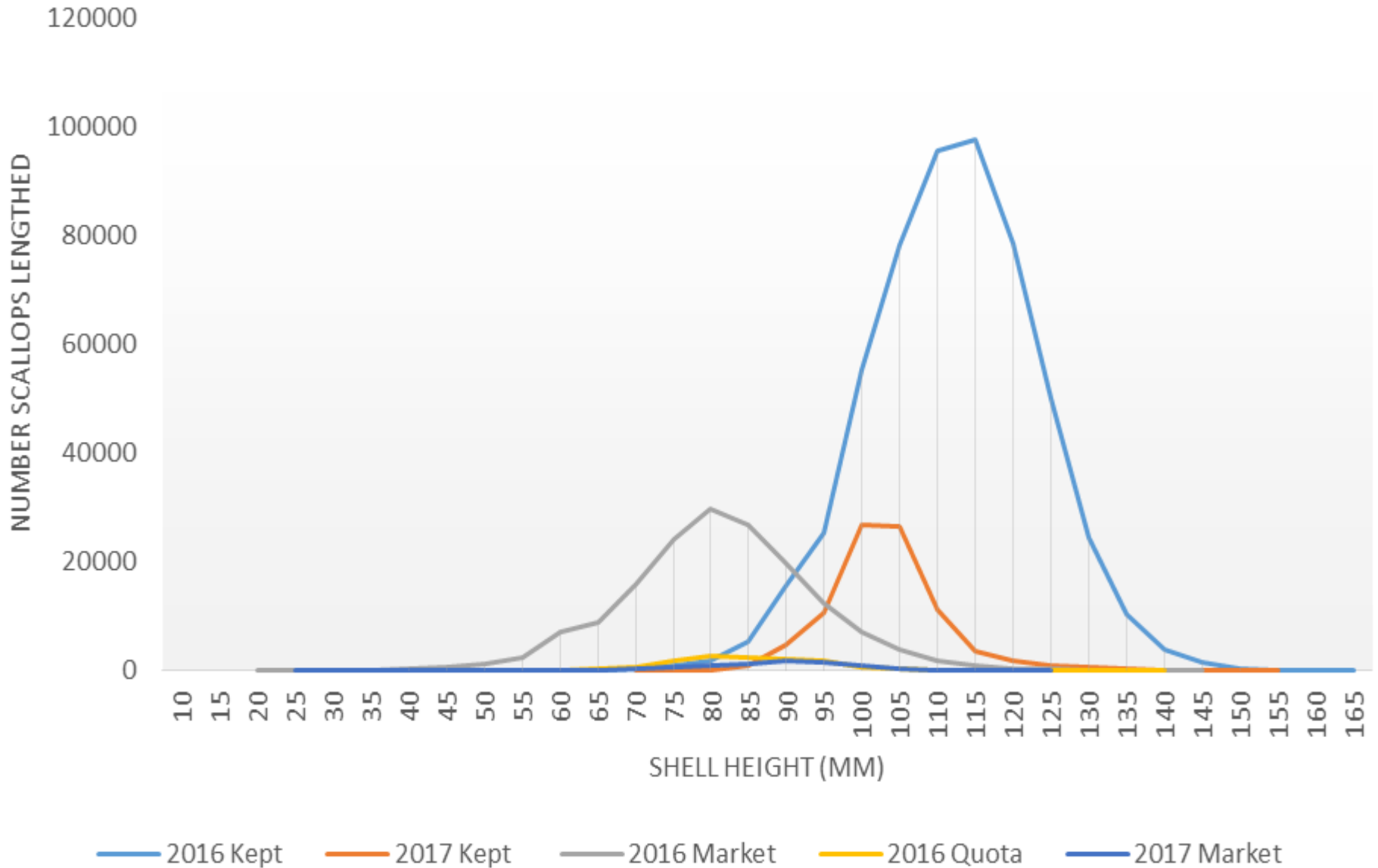
2016 LA Discard by Category



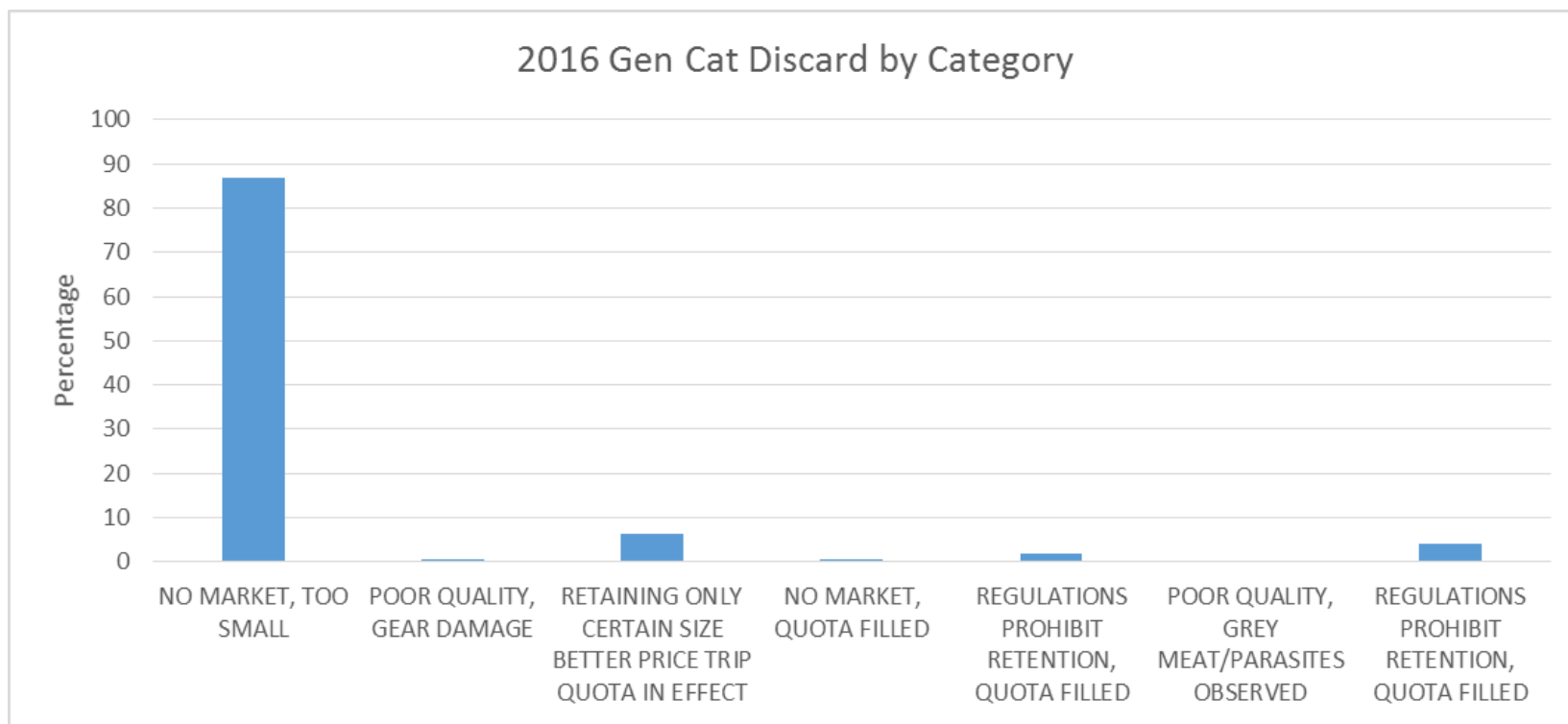
2017 LA Discard by Category



MAAA LA 2016 + 2017 Shell Heights

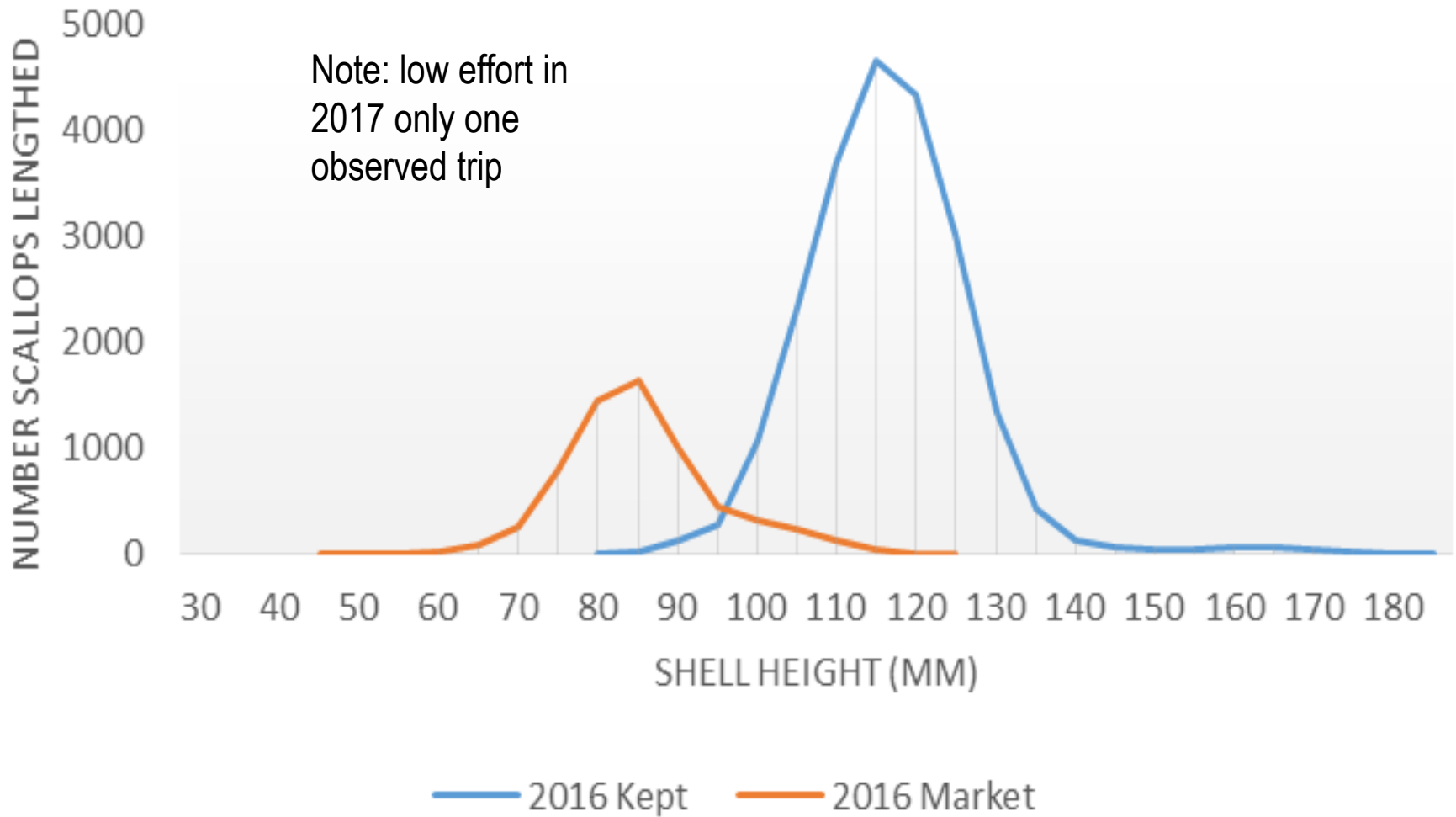


2016 Gen Cat MAAA Discard Percentages, only one observed trip in 2017

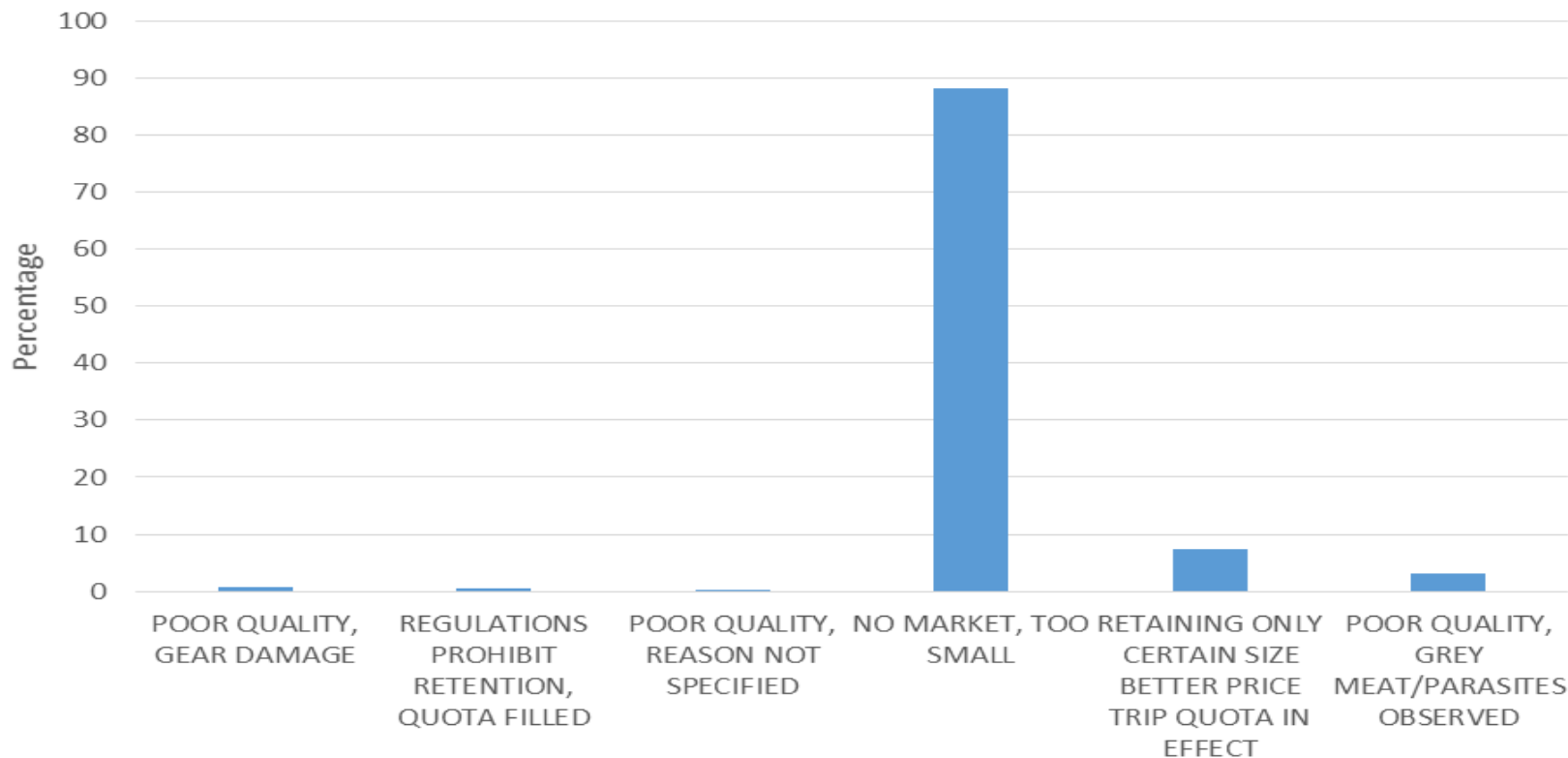


Reason	Lbs	D/R
NO MARKET, TOO SMALL	77717	Round
POOR QUALITY, GEAR DAMAGE	438	Round
RETAINING ONLY CERTAIN SIZE BETTER PRICE TRIP QUOTA IN EFFECT	5760	Round
NO MARKET, QUOTA FILLED	450	Round
REGULATIONS PROHIBIT RETENTION, QUOTA FILLED	1639	Round
POOR QUALITY, GREY MEAT/PARASITES OBSERVED	3	Dressed
REGULATIONS PROHIBIT RETENTION, QUOTA FILLED	420	Dressed

2016 GC MAAA Shell Heights



LA ET Flex Discard Percentage by Category



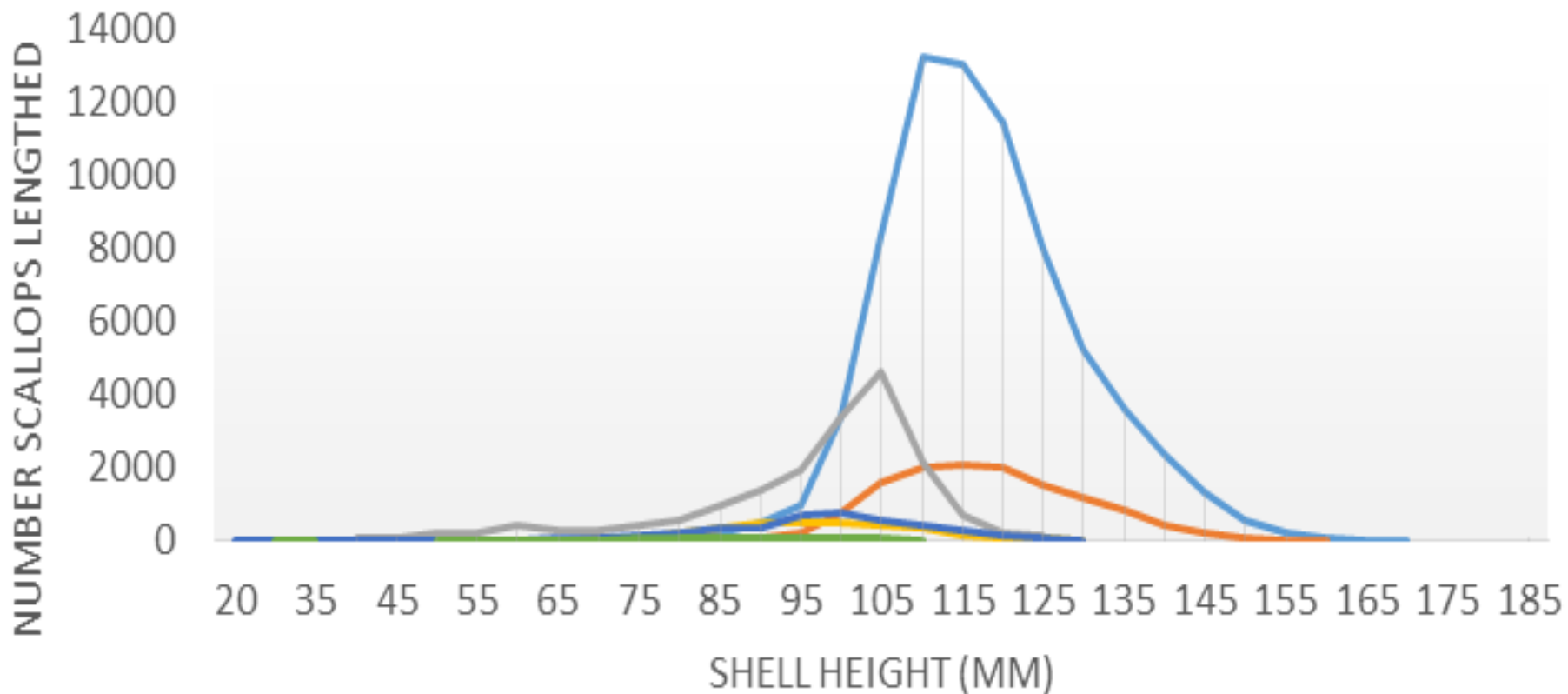
Reason	LBS	D/R
POOR QUALITY, GEAR DAMAGE	3785	Round
REGULATIONS PROHIBIT RETENTION, QUOTA FILLED	325	Dressed
POOR QUALITY, REASON NOT SPECIFIED	43	Dressed
NO MARKET, TOO SMALL	439651	Round
RETAINING ONLY CERTAIN SIZE BETTER PRICE TRIP QUOTA IN EFFECT	36648	Round
POOR QUALITY, GREY MEAT/PARASITES OBSERVED	76	Round
POOR QUALITY, GREY MEAT/PARASITES OBSERVED	1870	Dressed

Gen Cat ET Flex Discard Percentage by Category



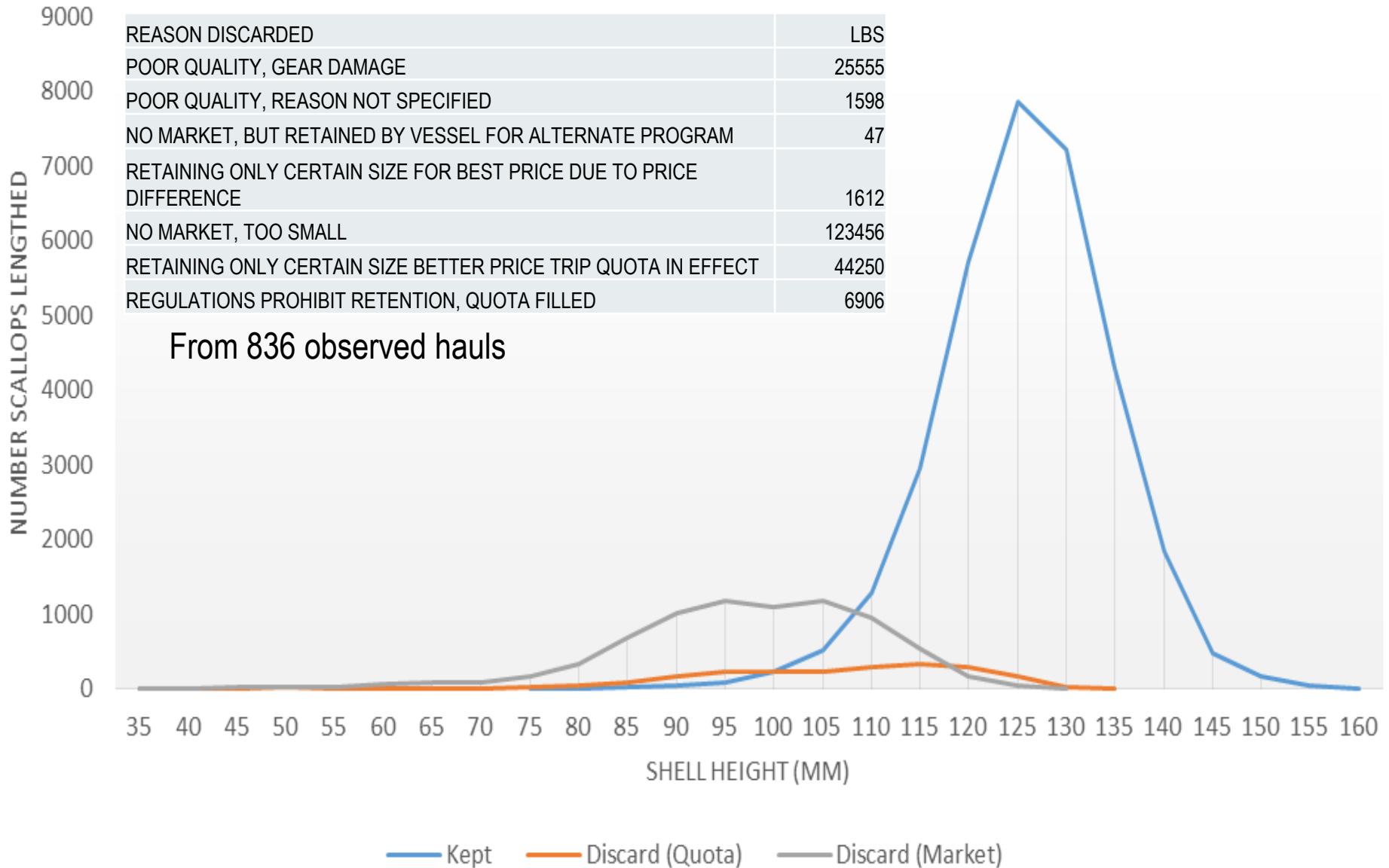
Reason	LBS	D/R
POOR QUALITY, GREY MEAT/PARASITES OBSERVED		0.1 Dressed
REGULATIONS PROHIBIT RETENTION, QUOTA FILLED	3275	Round
RETAINING ONLY CERTAIN SIZE BETTER PRICE TRIP QUOTA IN EFFECT	12613	Round
POOR QUALITY, GEAR DAMAGE	201	Round
NO MARKET, TOO SMALL	45049	Round

ET Flex Area 2017

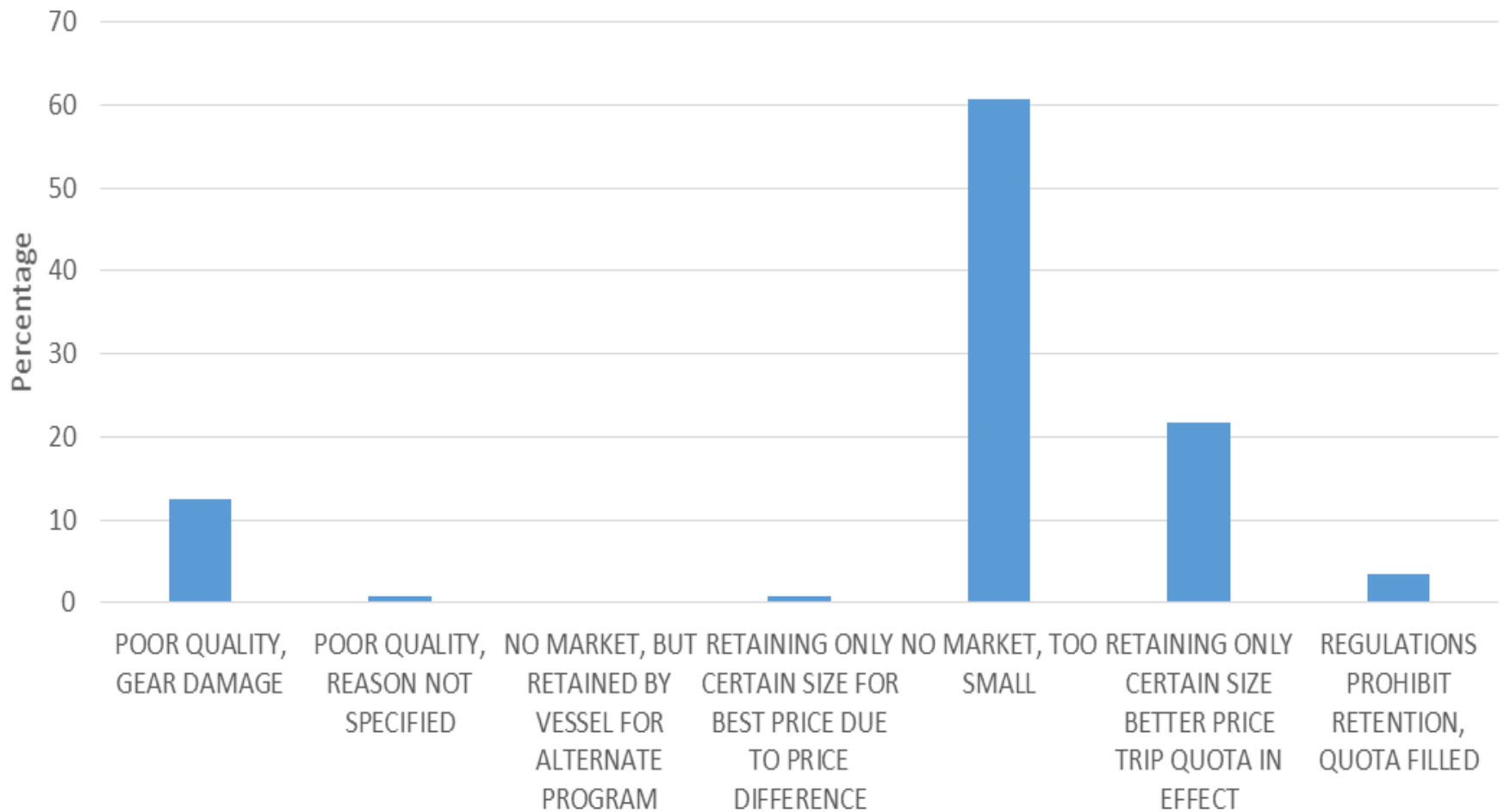


— LA KEPT — GC KEPT — LA_DISC_MARKET
— GC_DISC_MARKET — LA_DISC_PRICE — GC_DISC_PRICE

Nantucket Lightship LA 2017 Shell Heights



2017 NLS LA Discard percentage by category

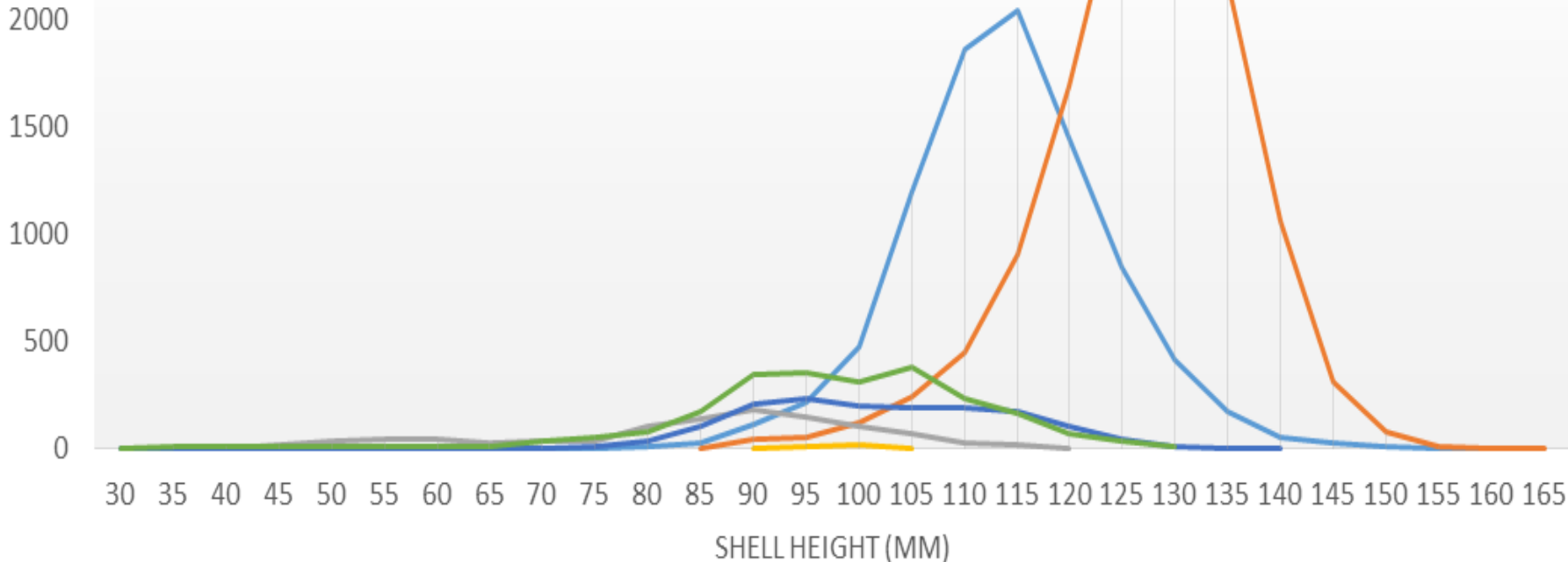


NLS GEN CAT 2016 + 2017

Reason	Lbs
NO MARKET, TOO SMALL	16887
POOR QUALITY, REASON NOT SPECIFIED	224
RETAINING ONLY CERTAIN SIZE BETTER PRICE TRIP QUOTA IN EFFECT	8836
NO MARKET, QUOTA FILLED	1222
POOR QUALITY, GEAR DAMAGE	2951
REGULATIONS PROHIBIT RETENTION, QUOTA FILLED	23155

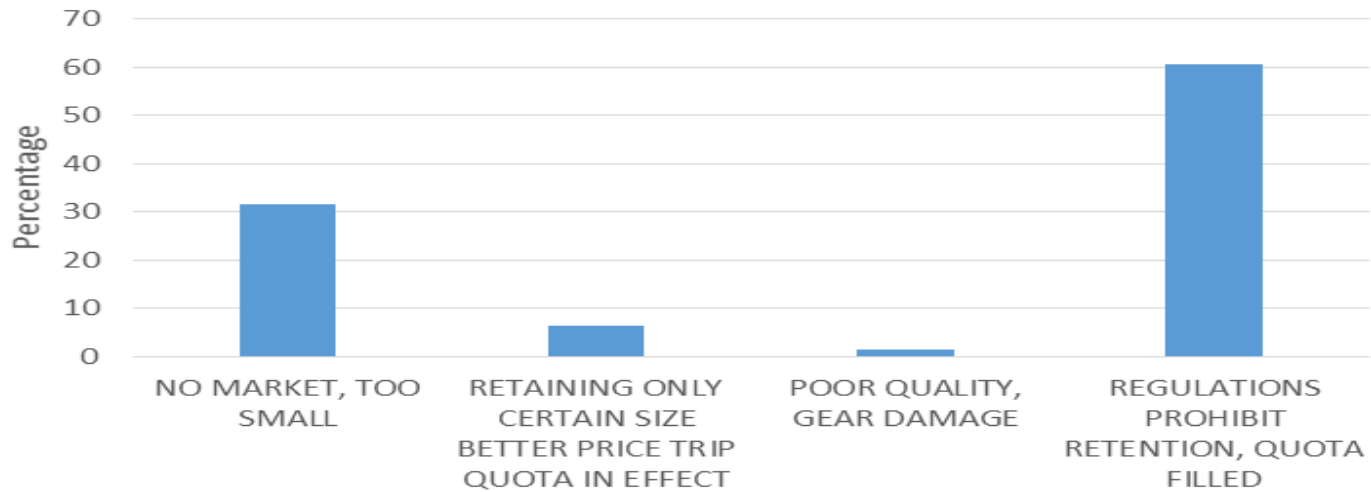
From 513 observed hauls

NUMBER LENGTHED

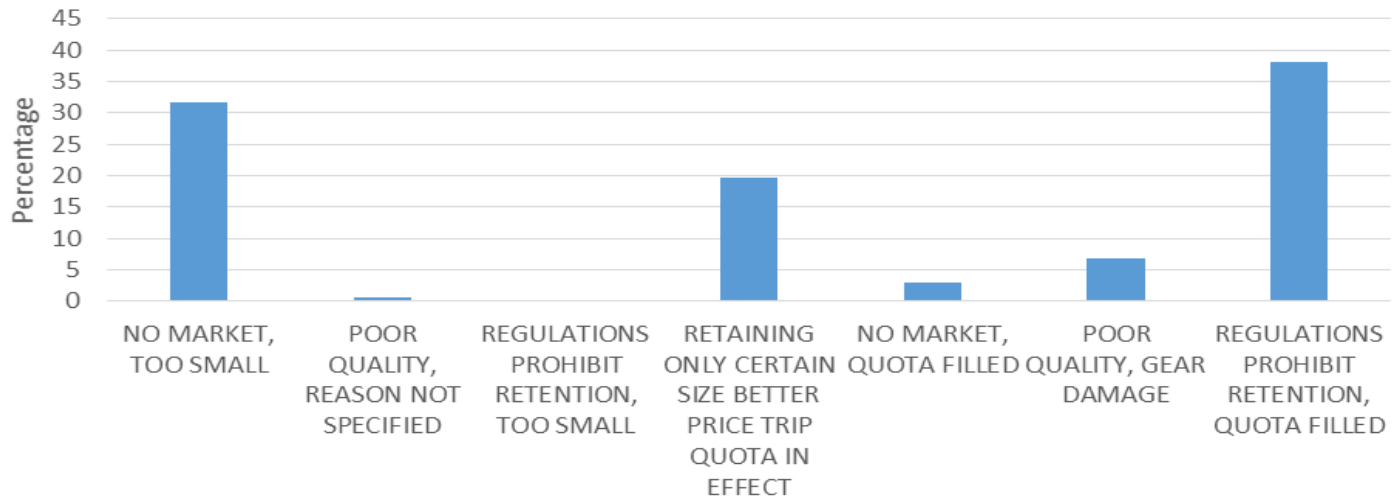


— 2016 Kept
 — 2017 Kept
 — 2016 Market
 — 2016 Trip Quota
 — 2017 Trip Quota
 — 2017 Market

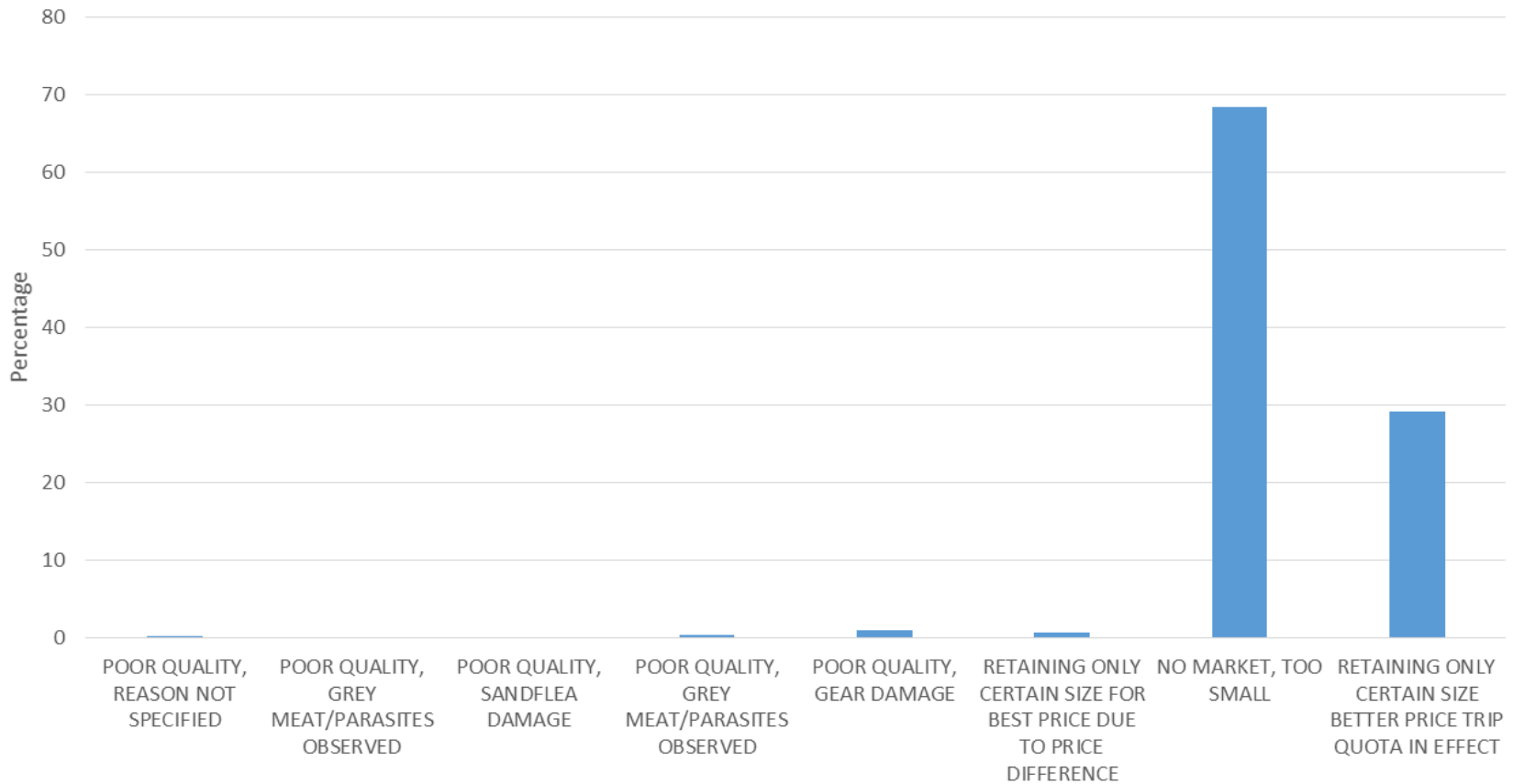
2016 GC NLS Discard by category



2017 GC NLS Discard by Category

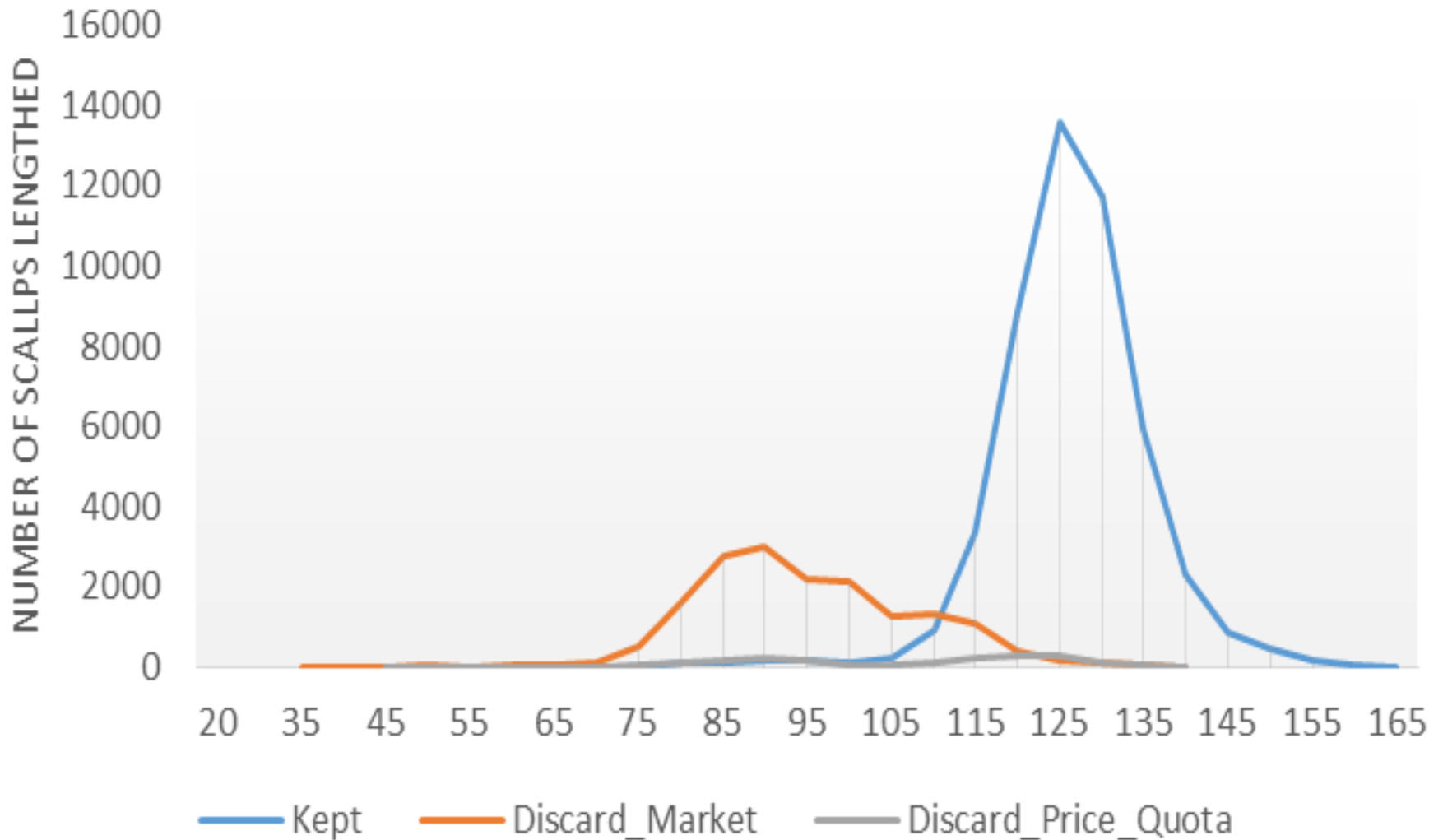


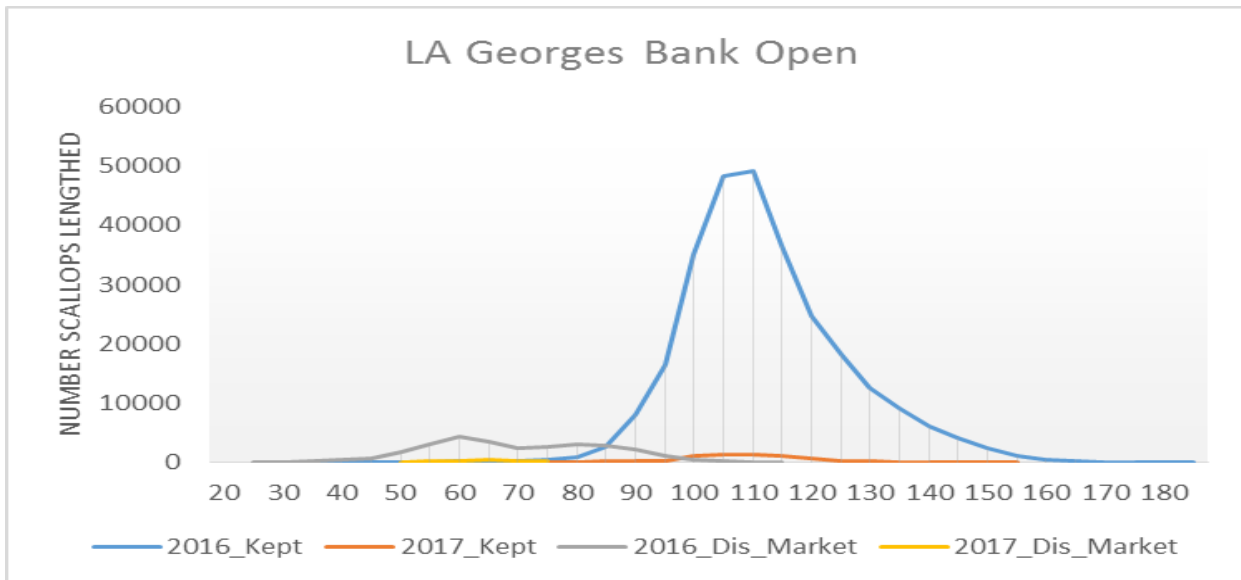
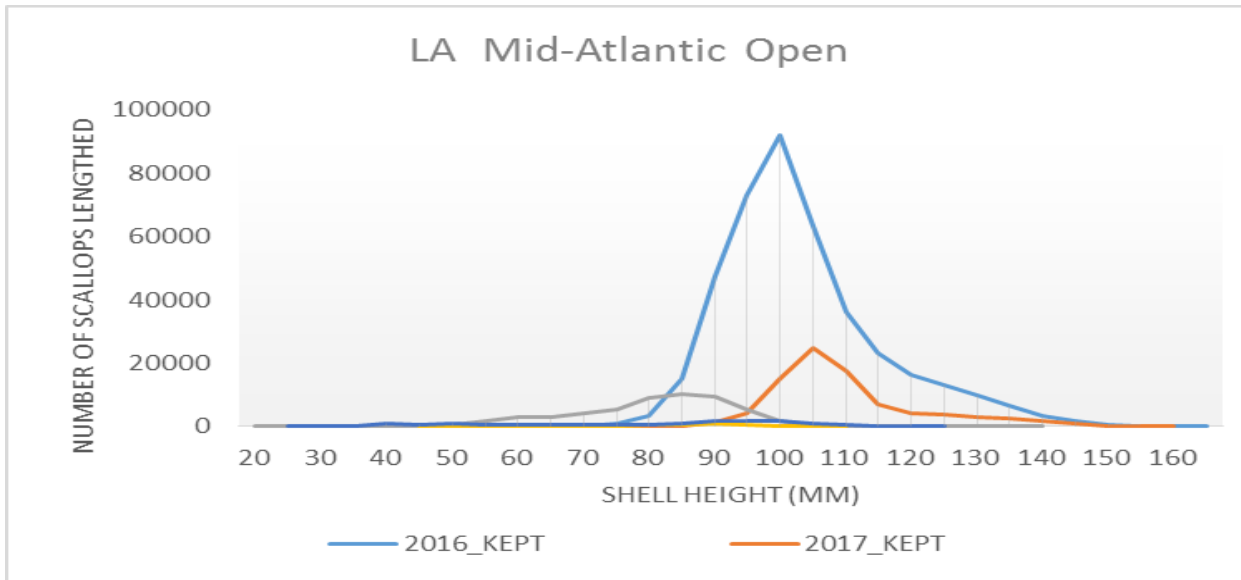
2017 CAII LA Discard Percentage by Category



Reason	Lbs	D/R
POOR QUALITY, REASON NOT SPECIFIED	346	ROUND
POOR QUALITY, GREY MEAT/PARASITES OBSERVED	147	ROUND
POOR QUALITY, SANDFLEA DAMAGE	25	ROUND
POOR QUALITY, GREY MEAT/PARASITES OBSERVED	59	DRESSED
POOR QUALITY, GEAR DAMAGE	1319	ROUND
RETAINING ONLY CERTAIN SIZE FOR BEST PRICE DUE TO PRICE DIFFERENCE	880	ROUND
NO MARKET, TOO SMALL	89630	ROUND
RETAINING ONLY CERTAIN SIZE BETTER PRICE TRIP QUOTA IN EFFECT	38147	ROUND

2017 CA II LA Shell Heights





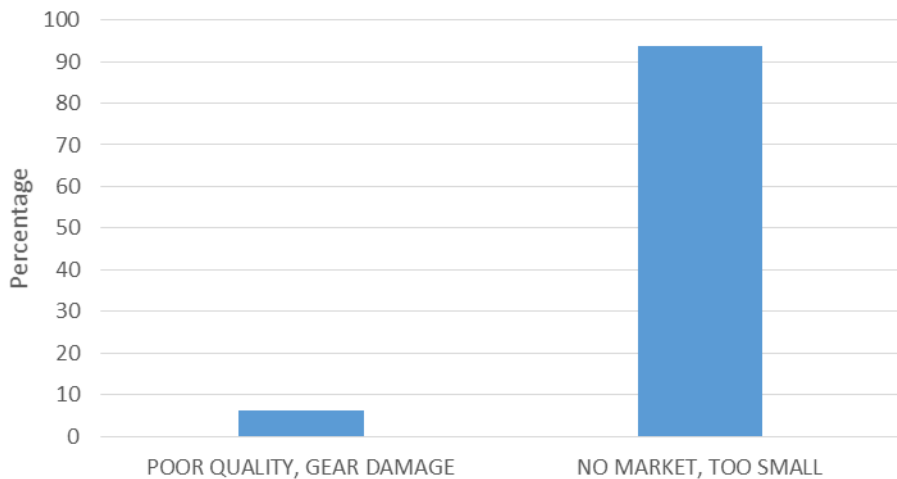
2016 LA Mid-Atlantic Open



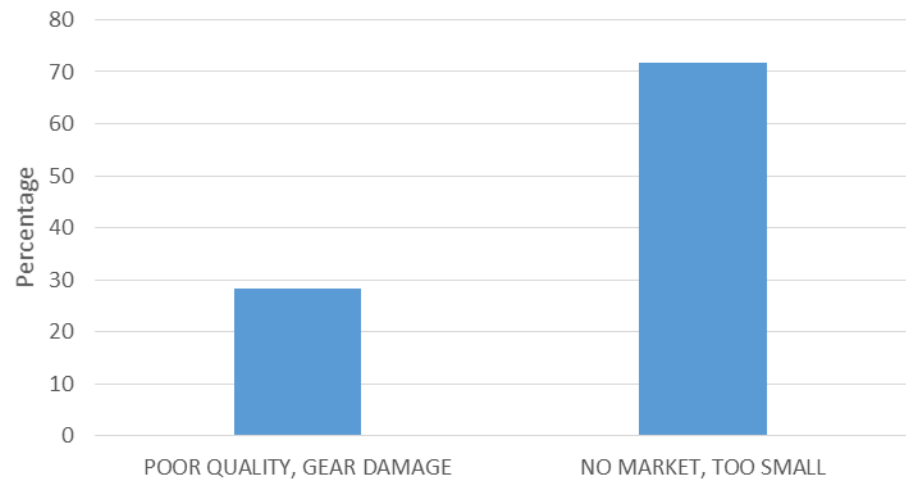
2016 LA Georges Bank Open



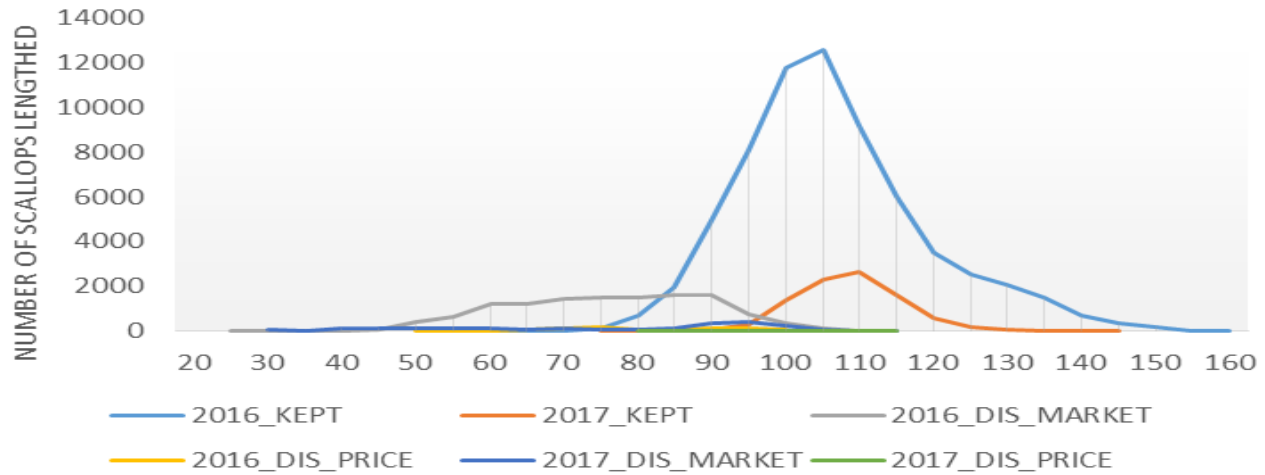
2017 LA Mid-Atlantic Open



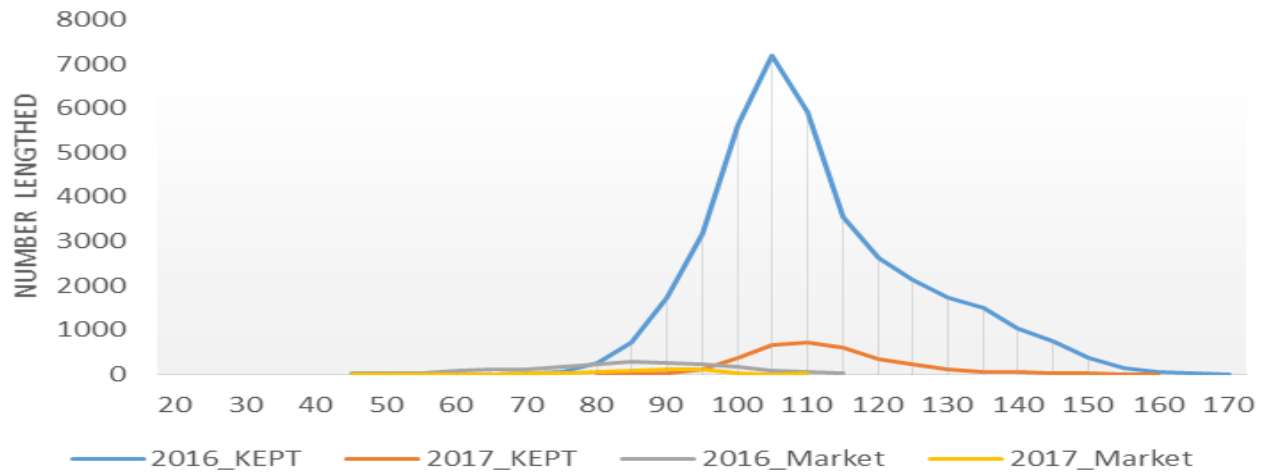
2017 LA Georges Bank Open



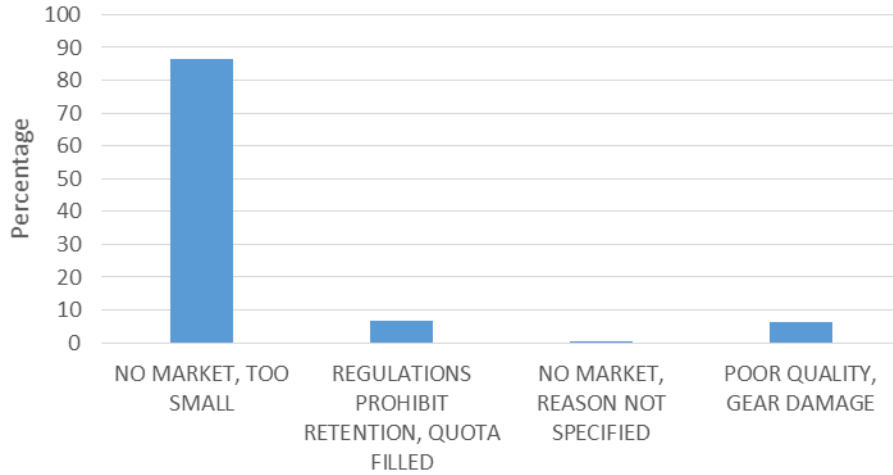
LAGC Mid-Atlantic Open



LAGC Georges Bank Open



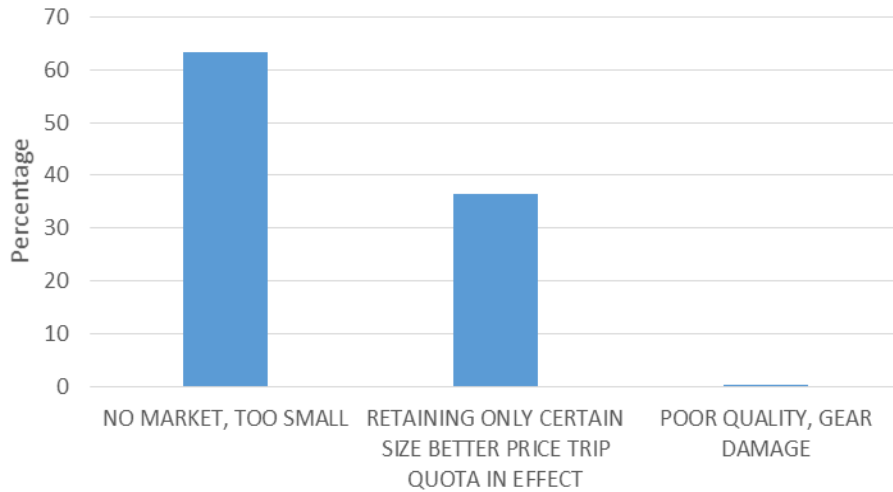
2016 GC Georges



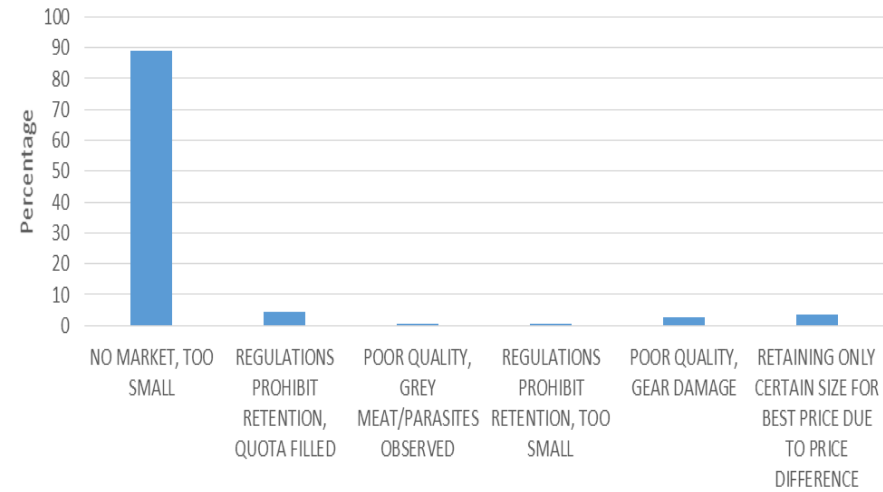
2016 GC Mid-Atlantic Open



2017 GC Georges



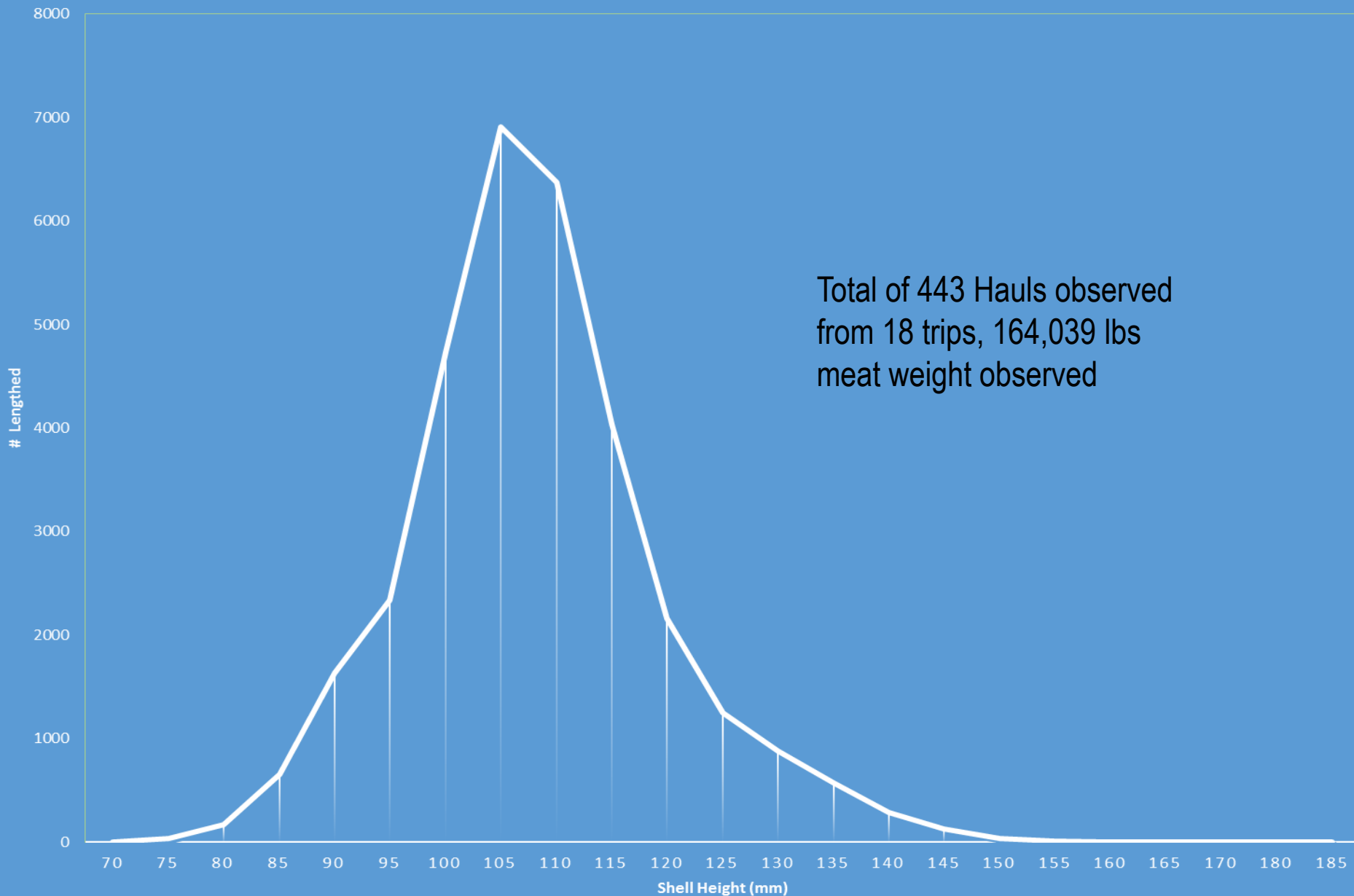
2017 GC Mid-Atlantic Open



GOM Catch from 18 trips 443 Observed Hauls

COMNAME	LBS	K/D	D/R		COMNAME	LBS	K/D	D/R
DEBRIS, ROCK	209790	DISCARD	ROUND		FLOUNDER, NK	17	DISCARD	ROUND
SCALLOP, SEA	164039	KEPT	DRESSED		COD, ATLANTIC	15	DISCARD	ROUND
SCALLOP, SEA	71432	DISCARD	ROUND		DEBRIS, PLASTIC	13	DISCARD	ROUND
SHELL, SCALLOP	15335	DISCARD	ROUND		OCEAN POUT	10	DISCARD	ROUND
SAND DOLLAR	5227	DISCARD	ROUND		WOLFFISH, ATLANTIC	8	DISCARD	ROUND
FISH, NK	3619	DISCARD	UNKNOWN		SQUID, ATL LONG-FIN	8	DISCARD	ROUND
SHELL, NK	3579	DISCARD	ROUND		FLOUNDER, WINTER (BLACKBACK)	8	KEPT	ROUND
FLOUNDER, WINTER (BLACKBACK)	1729	DISCARD	ROUND		CRAB, HERMIT, NK	6	DISCARD	ROUND
SCULPIN, LONGHORN	1336	DISCARD	ROUND		SKATE, LITTLE/WINTER, NK	4	DISCARD	ROUND
FLOUNDER, YELLOWTAIL	1005	DISCARD	ROUND		HALIBUT, ATLANTIC	4	KEPT	ROUND
FLOUNDER, SAND DAB (WINDOWPANE)	451	DISCARD	ROUND		SEAWEED, NK	4	DISCARD	ROUND
SKATE, LITTLE	403	DISCARD	ROUND		EEL, SAND LANCE, NK	3	DISCARD	ROUND
CRAB, JONAH	249	DISCARD	ROUND		DEBRIS, NK	3	DISCARD	ROUND
SKATE, WINTER (BIG)	113	DISCARD	ROUND		FLOUNDER, AMERICAN PLAICE	3	DISCARD	ROUND
STARFISH, SEASTAR, NK	97	DISCARD	ROUND		ANEMONE, NK	2	DISCARD	ROUND
CRAB, ROCK	90	DISCARD	ROUND		FLOUNDER, WITCH (GREY SOLE)	2	KEPT	ROUND
DEBRIS, FISHING GEAR	53	DISCARD	ROUND		FLOUNDER, SUMMER (FLUKE)	1	DISCARD	ROUND
SPONGE, NK	52	DISCARD	ROUND		QUAHOG, OCEAN (BLACK CLAM)	1	DISCARD	ROUND
MUSSEL, NK	48	DISCARD	ROUND		DEBRIS, METAL	1	DISCARD	ROUND
RAVEN, SEA	46	DISCARD	ROUND		HAKE, SILVER (WHITING)	0.6	DISCARD	ROUND
SNAIL, NK	38	DISCARD	ROUND		HERRING, ATLANTIC	0.6	DISCARD	ROUND
MONKFISH (GOOSEFISH)	29	DISCARD	ROUND		MACKEREL, ATLANTIC	0.3	DISCARD	ROUND
CLAPPER, SCALLOP	26	DISCARD	ROUND		FLOUNDER, WITCH (GREY SOLE)	0.3	DISCARD	ROUND
FISH, NK	25	DISCARD	ROUND		CORAL, SOFT, NK	0.2	DISCARD	ROUND
CLAM, NK	23	DISCARD	ROUND		SEA ROBIN, NORTHERN	0.2	DISCARD	ROUND

GOM KEPT SCALLOP SHELL HEIGHTS FY 2017, TOTAL OF 32,187 SCALLOPS

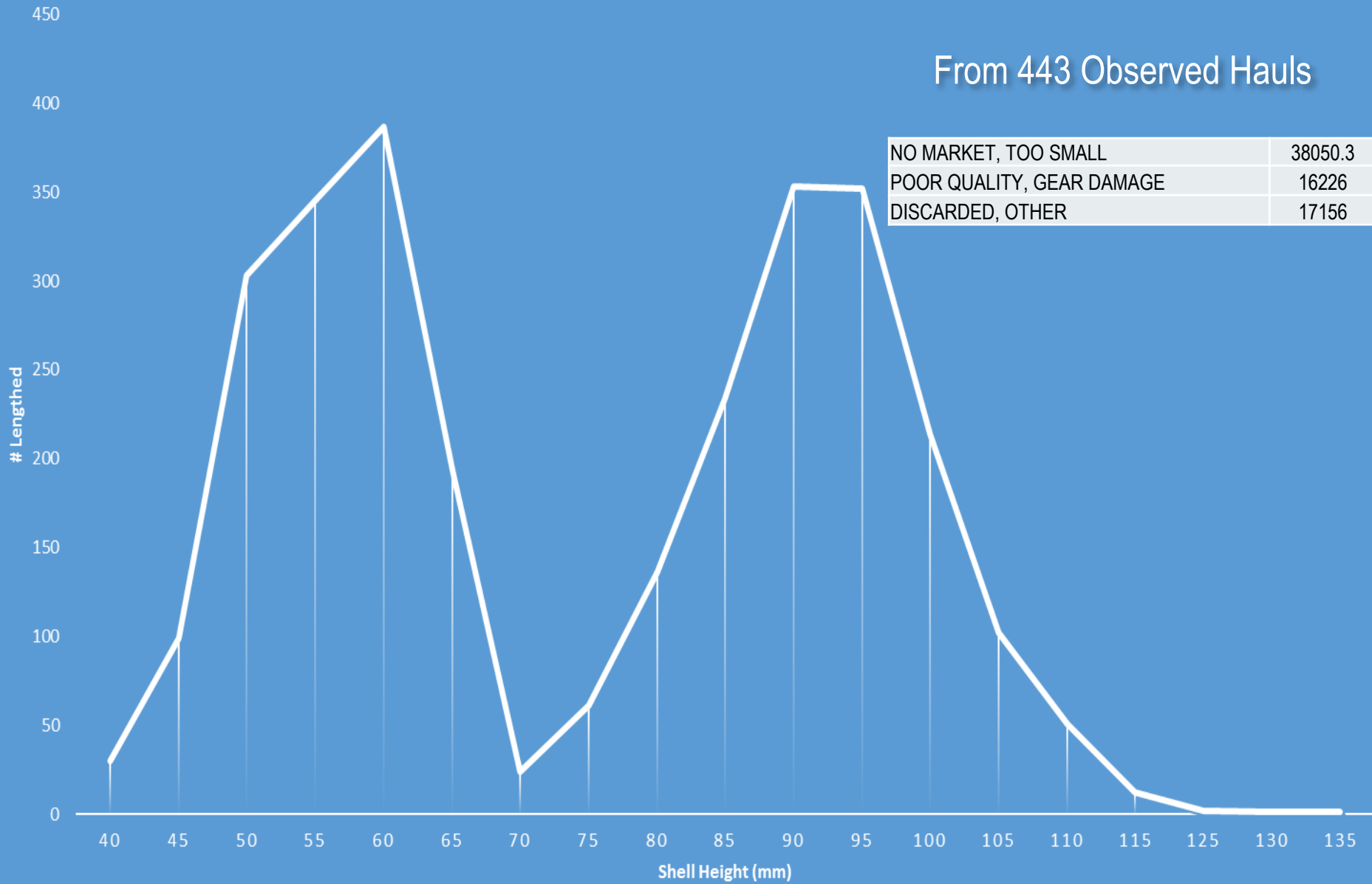


Total of 443 Hauls observed
from 18 trips, 164,039 lbs
meat weight observed



GOM DISCARDED SHELL HEIGHTS,(002) TOO SMALL FOR MARKET, TOTAL OF 2901 SCALLOPS

From 443 Observed Hauls



2017 GOM Discard Percentage by category

