



**NOAA
FISHERIES**



Atlantic Bluefin Tuna Handgear Fisheries

Year in Review - 2021



**HMS Advisory Panel
Meeting
September 2021**

2021 Inseason Actions – Quota Transfers and Adjustments

- 19.5 mt within General category from December 2021 quota period to January-March 2021 quota period (published December 2020)
- 164.5 mt from Purse Seine category to Reserve category, and in same notice transferred 26 mt from Reserve category to General category (February)
- 30 mt from Reserve category to Harpoon category (August)

2020 and 2021 Inseason Actions – Angling Category Retention Limits (Recreational)

Default daily limit (private and charter vessels) effective January 1 each year until changed: 1 school, large school, or small medium bluefin tuna (BFT)/vessel/day

	2021	2020
Permit Category (Vessel Type)	Retention Limit per Vessel per Day/Trip	
HMS Angling (Private)	2 school BFT and 1 large school/small medium BFT	
HMS Charter/Headboat (Charter boat)	3 school BFT and 1 large school/small medium BFT	
HMS Charter/Headboat (Headboat)	6 school BFT and 2 large school/small medium BFT	

Angling Category Trophy Fishery

Retention limit: 1 large medium/giant (73"+) BFT/vessel/year

		Northern Area				Southern Area				Gulf of Mexico			
Year	Quota	Landings (mt)	Count (number of fish)	% quota used	Date Closed	Landings (mt)	Count (number of fish)	% quota used	Date Closed	Landings (mt)	Count (number of fish)	% quota used	Date Closed
2021	1.8	3.6	15	200	11-May	6.6	26	367	1-Mar	2.1	7	117	4-May
2020	1.8	2	10	111	21-May	3	13	167	20-Feb	1.8	7	100	16-Apr
2019	1.8	1.9	12	106	27-Jun	9.8	50	544	14-Mar	1.8	6	100	31-May

Angling category – Preliminary LPS Recreational Catch

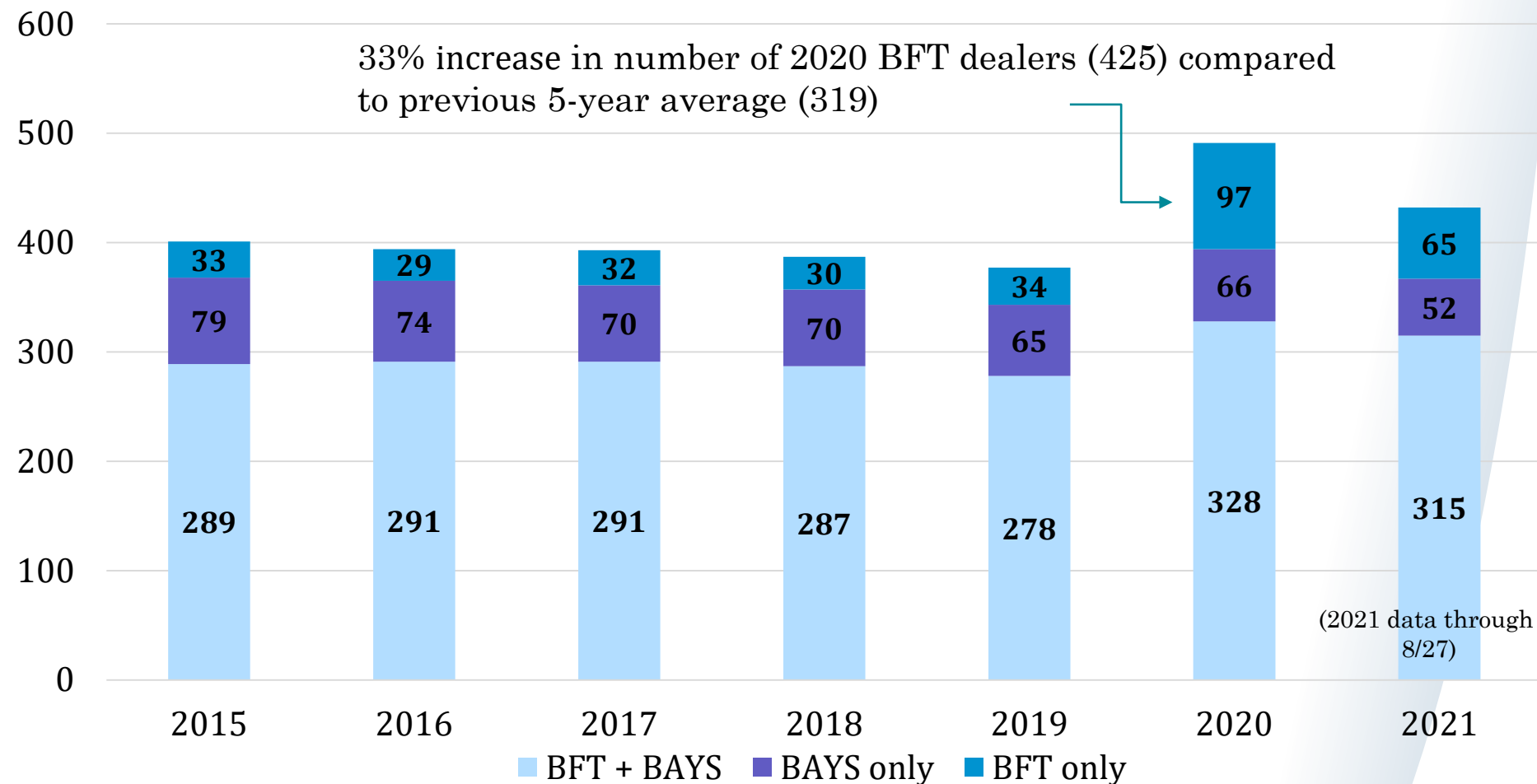
LPS Numbers of fish		
Year	Wave 1	Year end
2021	11,327	TBD
2020	10,416	23,809
2019	4,182	12,017

Note: January 1 through June 30.

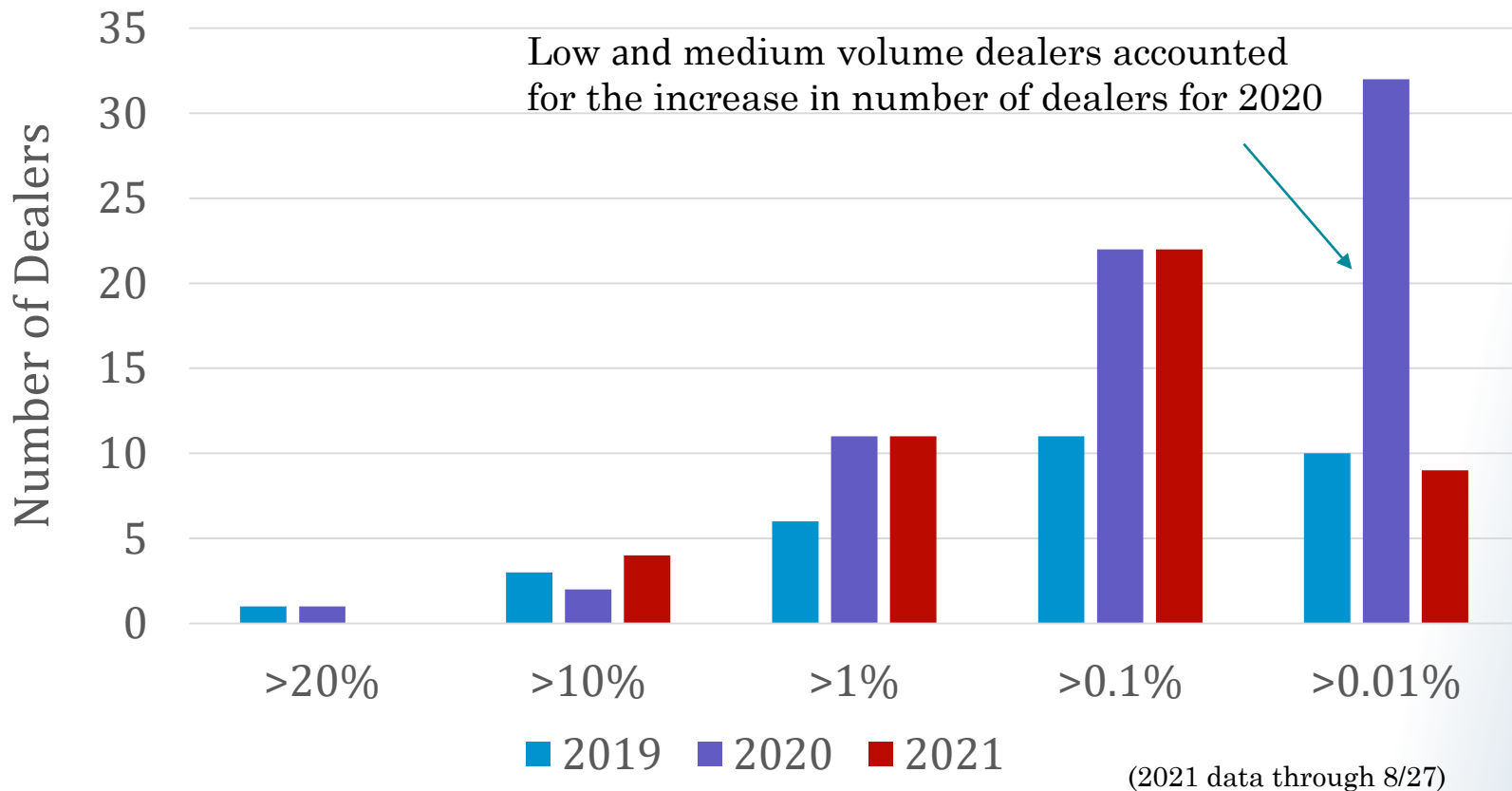
Does not include NC or MD catch card reporting, nor commercial fish

Atlantic Tunas Dealer Permits

33% increase in number of 2020 BFT dealers (425) compared to previous 5-year average (319)



% BFT Commercial Landings by Dealer



2021 Inseason Actions – Commercial Retention Limits

General category

January 1 - February 27	1 large medium or giant BFT/vessel/day
February 28 - March 31	CLOSED
June 1 - July 10	3 large medium or giant BFT/vessel/day
July 11 - August 4	1 large medium or giant BFT/vessel/day
August 5 - August 31	CLOSED
September 1 - December 31	1 large medium or giant BFT/vessel/day* *or until changed, excluding RFDs

Harpoon category

June 1 - November 15	2 large medium & unlimited giant BFT/vessel/day
November 16 - December 31	CLOSED (every year)

2021 Harpoon Category Landings Information

	Daily Retention Limit	Landings (mt)	Notes
Large Medium (73 - < 81")	2	7.7	14% of Harpoon category landings
Giant (81" +)	unlimited	47.4	86% of Harpoon category landings
Annual Total		55.1	120% of the 46-mt baseline Harpoon category quota; 73% of the 76-mt adjusted quota

Of those trips landing at least one BFT, __ % landed:
Only Lg. Med: 9% Lg. Med and Giant: 68% Only Giant: 23%

Of those trips landing at least one BFT , __ % landed :
 1 Fish: 61% 2 Fish: 14% 3 Fish: 10% 4-8 Fish: 14% 9+ Fish: 0%

Preliminary data through August 23, 2021



Harpoon (Gear) Landings by the General and Harpoon Categories

	2020			2021		
	Number of vessels with landings	Number of Fish	Weight (mt)	Number of vessels with landings	Number of Fish	Weight (mt)
General category	17	43	6.6	11	24	5.4
Harpoon category	23	547	78.7	23	329	55.2
TOTALS	40	590	85.3	34	353	60.6

Preliminary data through August 23, 2021

2021 Harpoon Category BFT Success Rate Matrix

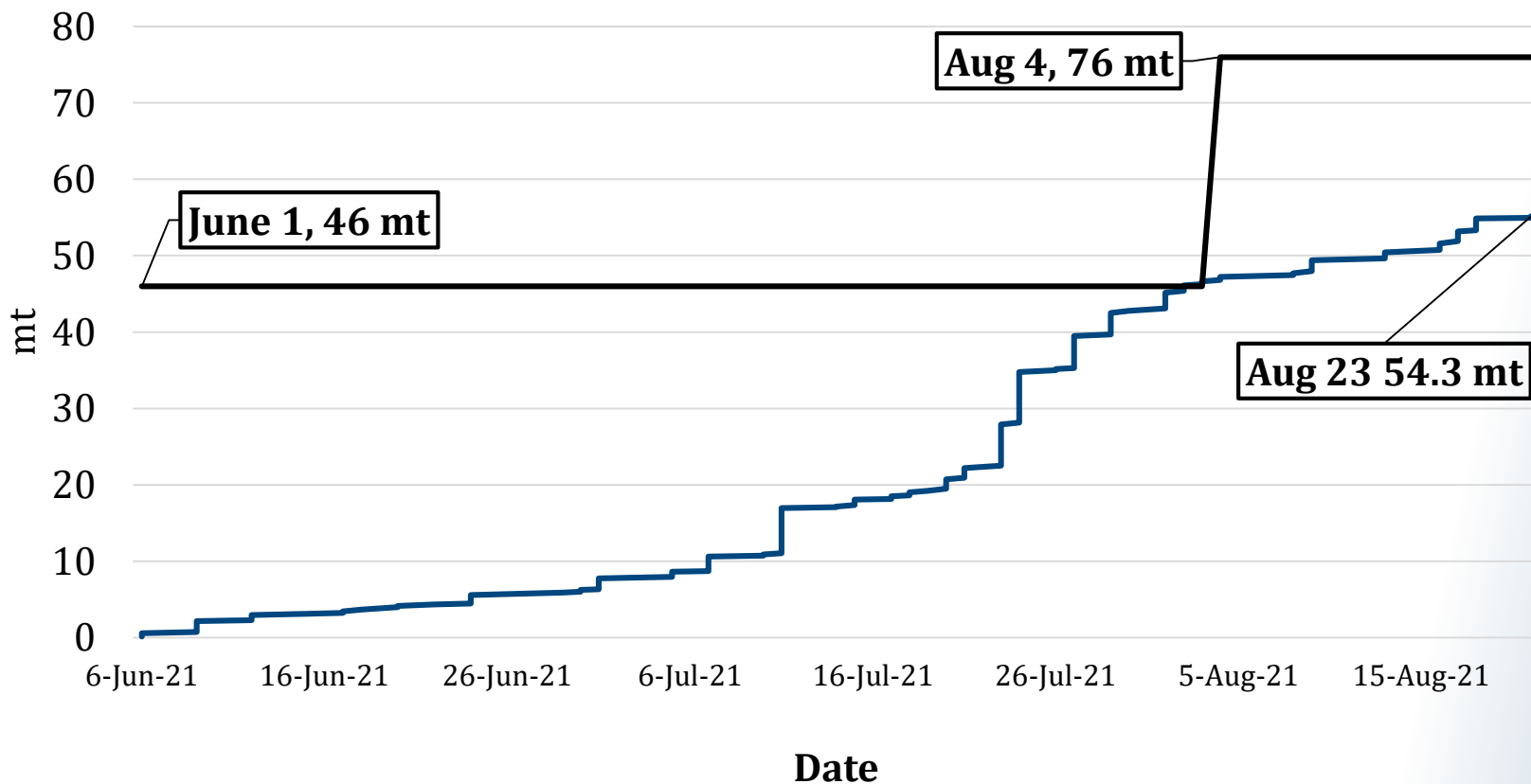
Table shows % of trips landing the various possible size combinations of BFT (for successful trips, i.e., at least one BFT landed).

Most successful trips (%) landed 0 large medium and 1 giant BFT. These findings may relate to BFT dealer-imposed limits (e.g., number of fish purchased per vessel or per day).

		Giants (81”+)					
	Number of fish	0	1	2	3	4+	TOTAL
Large mediums (73-<81”)	0		53%	7%	4%	3%	68%
	1	8%	6%	4%	1%	1%	19%
	2	1%	2%	3%	2%	5%	13%
	TOTAL	9%	62%	14%	7%	8%	100%

Preliminary data through August 23, 2021

2021 Cumulative Harpoon Category Landings



Preliminary Data through Aug 23, 2021

— Cumulative catch

2021 General Category Landings

	Daily Retention Limit	Landings (mt)	Notes
January 1 – February 27 <i>(closed February 28 – March 31)</i>	1	86.4	“January” period subquota of 29.5 adjusted to 75 mt
June 1 – July 10	3	56.9	Base June-August subquota of 277.9 mt
July 11 – August 4	1	263.5	
Subtotal		406.2	Cumulative adjusted quota, after inseason transfers, is 352.9 mt Through August 23, 115% of the 277.9-mt June through August subquota landed

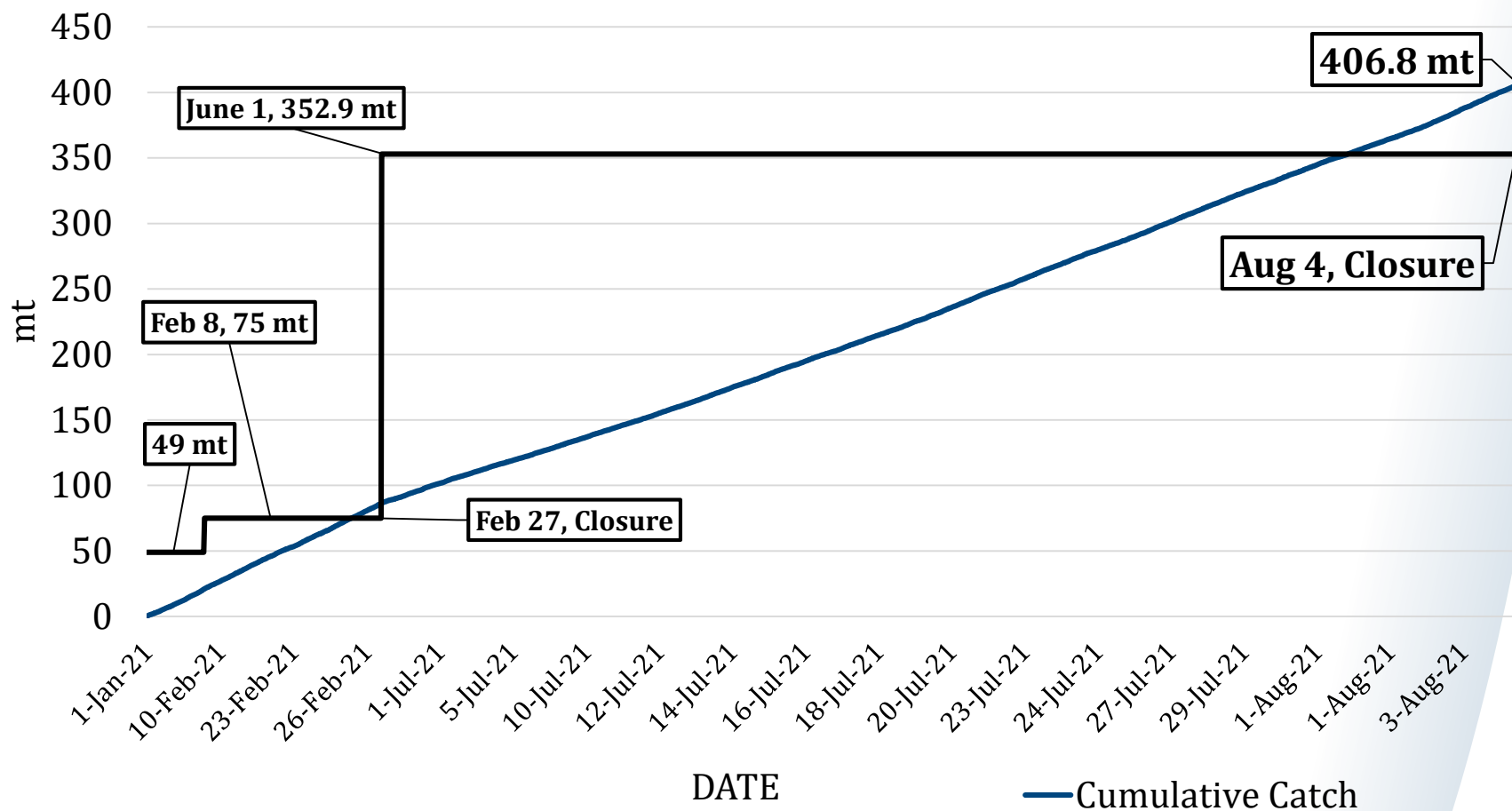
Preliminary data through August 23, 2021

2021 General Category Landings

June 1 – July 10, 2021 (3 large medium/giant (73"+) BFT/vessel/day)		
	Number of trips	% landing __ BFT
1 fish	298	91
2 fish	23	7
3 fish	6	2
Total	327	100

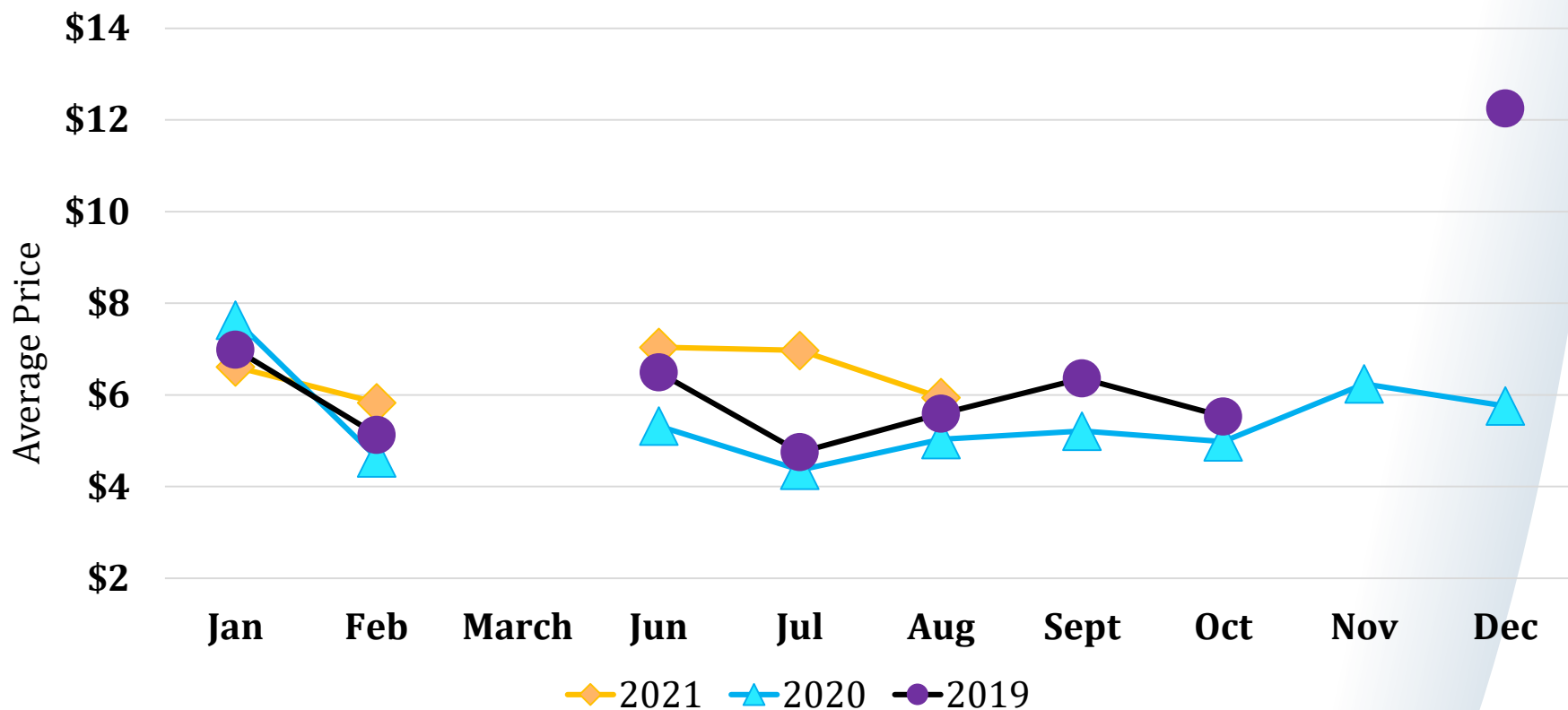
Over 90% of General category trips landed 1 BFT during the period when the retention limit was 3/day.

2021 Cumulative General category Landings



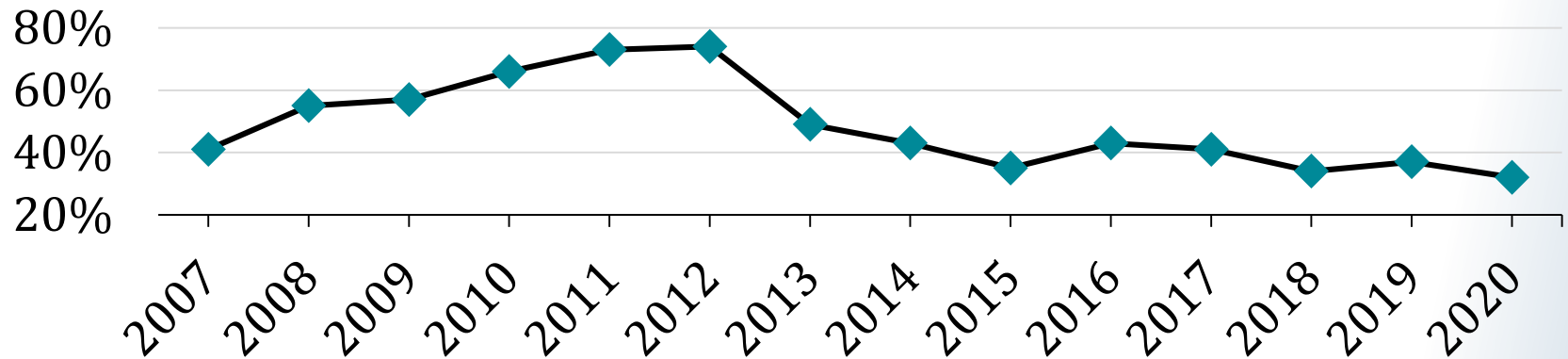
Preliminary Data through Aug 23, 2021

General Category Average Price/lb,



Exported vs. Domestic Landings

Percent of BFT Landings that are Exported



2020	Exports	Domestic
Average Price per lb.	\$5.33	\$4.97
Total Ex-Vessel Value	\$3,675,238	\$7,284,387

BFT Reporting Requirement for General, Harpoon, and Charter/Headboat Categories

- Vessels are required to report the catch of all BFT retained or discarded dead, within 24 hours of landing or end of each trip, by accessing hmspermits.noaa.gov or by using the HMS Catch Reporting app. A report confirmation number is provided upon successful reporting.
- If a commercial fish cannot be sold, the vessel operator MUST contact NOAA Fisheries at 978-281-9213 and report the fish immediately upon landing. If requested, the fish must be made available to enforcement for tagging.
- Outreach to the fishery continues, including by NOAA Office of Law Enforcement; citations being issued.



BFT Vessel Reporting Compliance for General, Harpoon Quota Categories

Comparison of dealer & vessel BFT reports for 2021; % compliance 2018-2021 *to date*:

Quota Category	Dealer Reports		Vessel Reports		% Vessel Reporting Compliance							
	# Fish	# Fishermen	# Fish	# Fishermen	% Fish Reported				% Fishermen Reporting			
					2021	2020	2019	2018	2021	2020	2019	2018
General	2,164	723	1,387	411	64.1	70	66	61	56.8	71	58	52
Harpoon	324	23	243	17	75.0	92	93	91	73.9	78	100	85
Total	2,488	746	1,630	428	65.5	75	72	63	57.4	71	59	52

- General category (includes HMS Charter/Headboat) vessel reporting compliance started low and had been improving each year.
- Harpoon category compliance is generally high but variable each year.

Preliminary data through August 23, 2021



Questions? Comments?

For further information on Atlantic tunas
management, contact (978) 281-9260

