

JULY 2017 SPENDING OVERVIEW


#1

	2015		2016			2017		
AWARD		4,016,863		4,121,359			4,301,215	
Award Funded		4,016,863		4,121,359			4,301,215	
Income								
Drawdowns (cash received)		4,016,863		4,121,359			1,325,262	
Receivables		-		-			2,975,953	
Expenses						2017 Updated July		
	2015 Planned 1/1/15 -12/31/15	Spent to Date 12/31/2016	2016 Planned 1/1/16 -12/31/16	Spent to Date 1/1/15 -7/31/2017	Balance 7/31/2017	2017 1/1/17-12/31/17	Spent to Date 1/1/17-7/31/2017	Balance 7/31/2017
WAGE - MEMBERS	301,934	220,202	225,000	235,563	(10,563)	276,829	116,836	159,993
STIPENDS	68,081	42,300	50,000	24,800	25,200	33,725	3,000	30,725
STAFF WAGES	1,715,316	1,667,740	1,525,000	1,533,847	(8,847)	1,793,042	965,375	827,667
BENEFITS	863,143	942,833	990,000	981,823	8,177	877,795	500,278	377,517
TRAVEL	364,800	342,323	370,000	387,709	(17,709)	361,975	201,795	160,180
MEETING EXP.	68,400	59,952	90,000	88,834	1,166	100,000	74,312	25,688
CONTRACTUAL	213,280	216,000	375,000	315,639	59,361	312,540	148,127	164,413
EDUCATION	53,000	6,870	10,000	4,960	5,040	5,000	70	4,930
INS. &TAX	8,200	5,699	6,000	5,430	570	5,000	4,880	120
SUPPLY	107,200	77,874	106,359	126,337	(19,978)	114,300	43,271	71,029
COMMUNICATIONS	43,000	30,306	35,000	35,910	(910)	40,809	23,521	17,288
UTILITIES	15,000	13,502	14,000	12,870	1,130	13,000	6,891	6,109
EQUIPMENT	100,000	0	0	0	0	-		-
PROGRAM CONTRACTS	75,000	0	325,000	0	325,000	367,200	25,192	342,008
LEAVE PAYOUT FUND	20,509	0	0	(62,372)	62,372	-		-
					-			
Total Spent	4,016,863	3,625,599	4,121,359	3,691,349	430,010	4,301,215	2,113,549	2,187,666


FUNDING AND SPENDING COMPARISON

January 1 through July 31st, 2016 and 2017

FUNDING

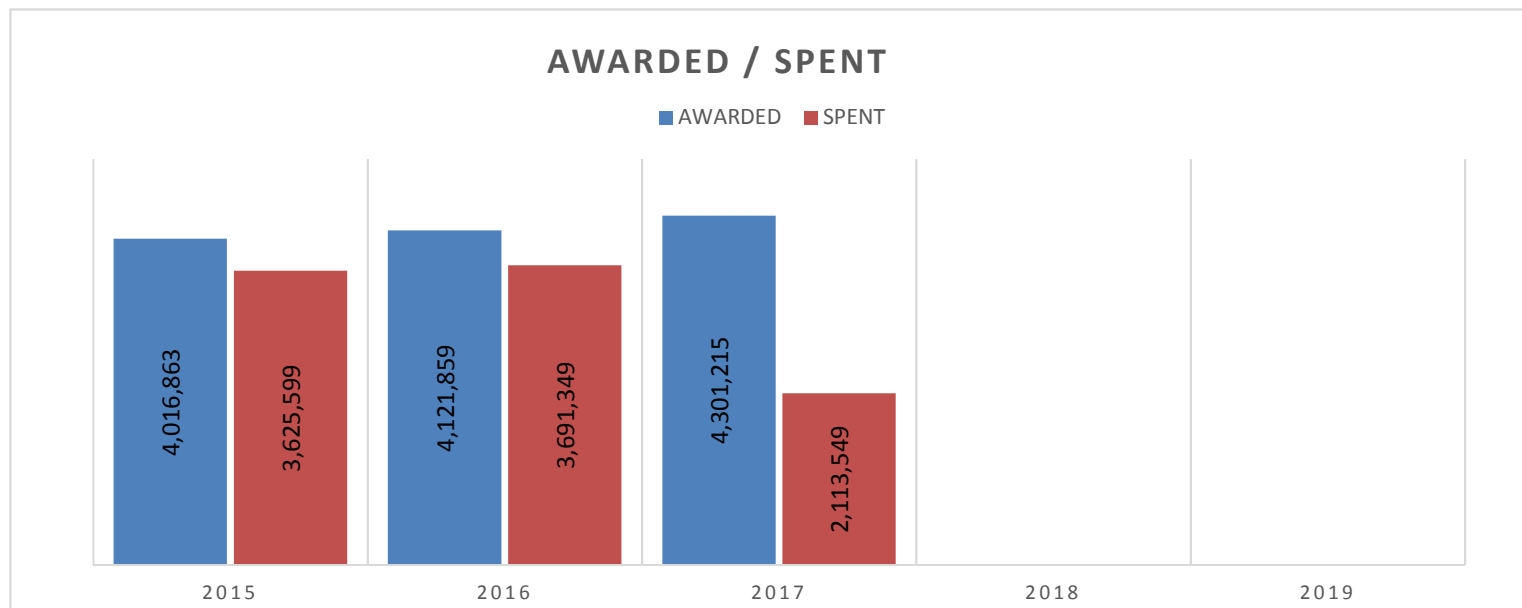
	2016 AWARD	2017 AWARD	\$ CHANGE FROM 2016
	4,121,359	4,301,215	 179,856

SPENDING COMPARISON

	January 1st through July 31st, 2017		\$ CHANGE FROM 2016
	2016	2017	
WAGE - MEMBERS	111,857	116,836	4,979
STIPENDS	4,750	3,000	(1,750)
STAFF WAGES	820,790	965,375	144,585
BENEFITS	503,070	500,278	(2,792)
TRAVEL	167,714	201,795	34,081
MEETING EXP.	42,172	74,312	32,140
CONTRACTUAL	160,127	148,127	(12,000)
EDUCATION	6,085	70	(6,015)
INS. & TAX	4,926	4,880	(45)
SUPPLY	38,072	43,271	5,199
COMMUNICATIONS	19,076	23,521	4,445
UTILITIES	6,718	6,891	174
EQUIPMENT	-	-	-
PROGRAM CONTRACTS	-	25,192	25,192
LEAVE PAYOUT FUND	-	-	-
TOTAL	1,885,356	2,113,549	 228,192

AWARD CARRYOVER (Updated through July 2017)

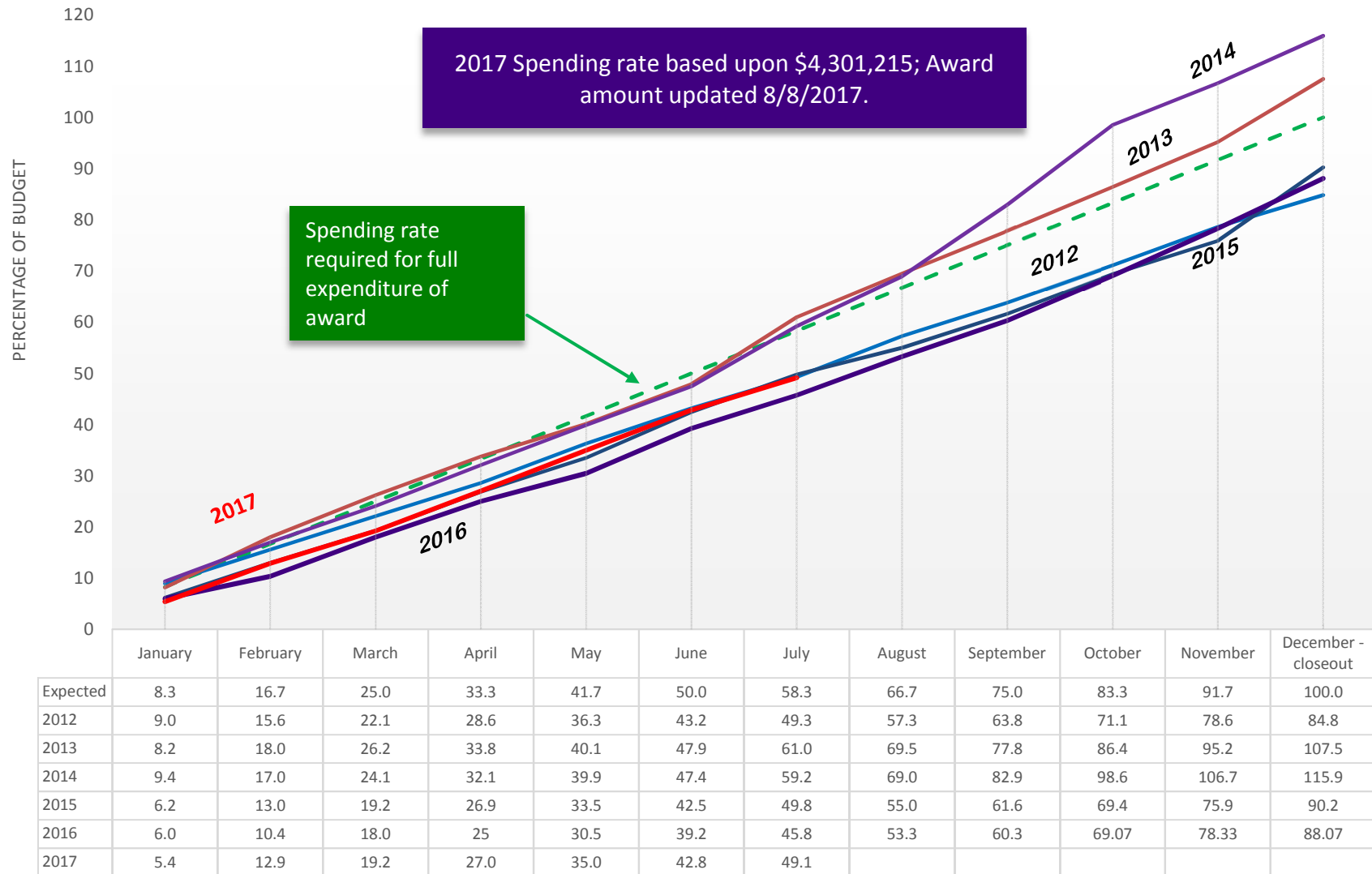
YEAR	AWARDED	SPENT	SURPLUS	
			ANNUAL	CUMMULATIVE
2015	4,016,863	3,625,599	391,264	391,264
2016	4,121,859	3,691,349	430,510	821,774
2017	4,301,215	2,113,549	2,187,666	3,009,441
2018				
2019				



COUNCIL HISTORICAL SPENDING TRENDS

SHOWN AS %

Period Covered 1/1/12 - 7/31/2017



2015 - 2019 MULTI-YEAR AWARD SOURCES

5 YEAR AWARD #NA10NMFS10008		YEAR 1 2015	YEAR 2 2016	YEAR 3 2017	YEAR 4 2018	YEAR 5 2019
	Administrative Operations Base	3,402,311	\$3,507,307	\$3,688,304		
	NEPA	110,728	\$110,728	\$110,728		
	ACL Implementation	245,756	\$245,756	\$245,756		
	Regulatory Streamlining (MSA)	117,651	\$117,651	\$116,009		
	SSC Stipends	69,379	\$69,379	\$69,380		
	Peer Review	71,038	\$71,038	71,038		
	Total	4,016,863	4,121,859	4,301,215		

July 2017 CASH SUMMARY

Income & Expenses by Award		Multi-year award 2015-2019					
		2015	2016	2017	2018	2019	15-16 Cumulative
Award (Funded)		4,016,863	4,121,359	4,301,215			12,439,437
Cash Received	= Drawdowns	4,016,863	4,121,359	1,325,262			9,463,484
Receivable		0	0	2,975,953			2,975,953
Cash Disbursed		3,625,599	3,691,349	2,113,549			9,430,496
Adjustments							
Cash Balance		391,264	430,010	-788,287			32,987.71

Total Cash	32,987.71
------------	-----------

Cash on Hand - Citizens 32,887.77

Petty Cash 100.00

Total Cash	32,988
------------	--------

New England Fishery Management Council

Balance Sheet

As of July 31, 2017

Jul 31, 17

ASSETS

Current Assets

Checking/Savings

Checking 32,887.77

Total Checking/Savings 32,887.77

Other Current Assets

15-19 Awards Receivable

2017 Award 608,352.96

Total 15-19 Awards Receivable 608,352.96

FUND FOR LEAVE PAYOUT 852,794.92

Heath Benefits FSA/HRA Checking 306,246.60

Total Other Current Assets 1,767,394.48

Total Current Assets 1,800,282.25

TOTAL ASSETS 1,800,282.25

LIABILITIES & EQUITY

Liabilities

Current Liabilities

Other Current Liabilities

15-19 Award Balance 608,352.96

Total Other Current Liabilities 608,352.96

Total Current Liabilities 608,352.96

Long Term Liabilities

Accrued Health Benefits HRA 306,217.25

Accrued Sick Leave 852,794.92

Total Long Term Liabilities 1,159,012.17

Total Liabilities 1,767,365.13

Equity

Retained Earnings -5,963.76

Net Income 38,880.88

Total Equity 32,917.12

TOTAL LIABILITIES & EQUITY 1,800,282.25