

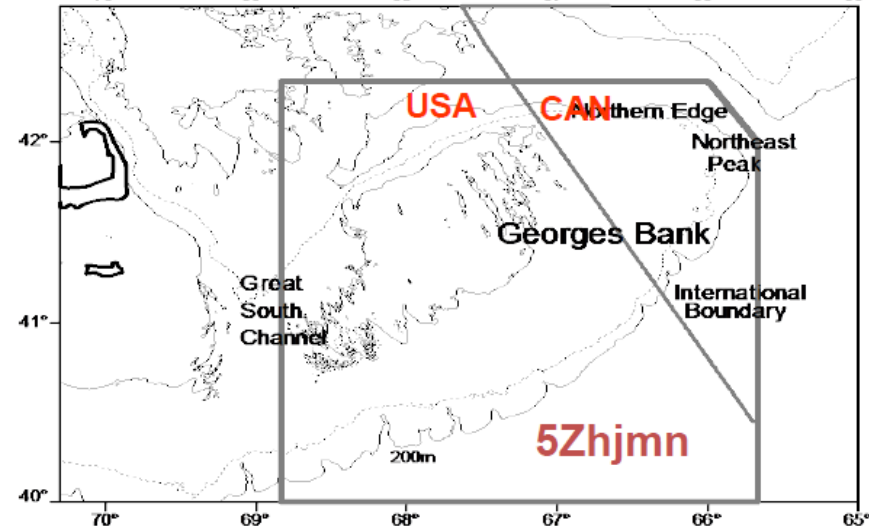
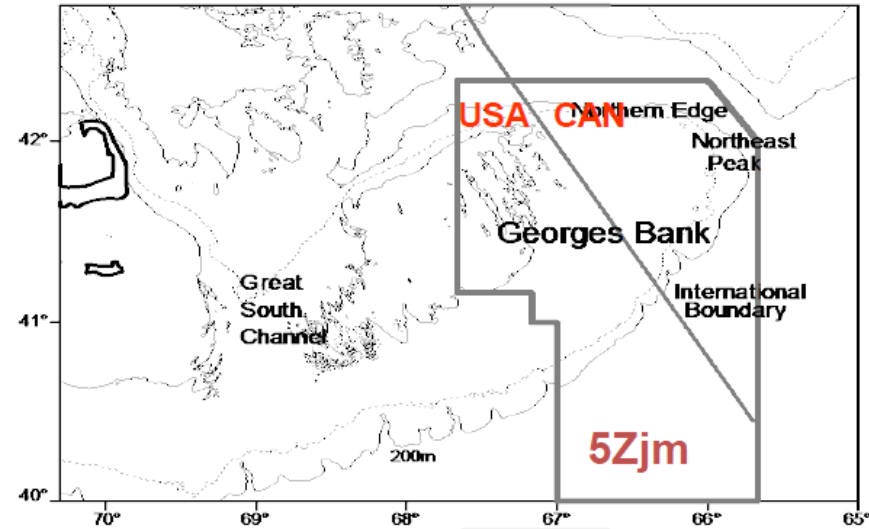


US/Canada Transboundary Management 2026 Guidance

Cate O'Keefe

New England Fishery Management Council
December 4, 2025
Newport, RI



US/Canada Science and Management



US/Canada Science and Management

- New process developed in 2024 with strategies to enhance collaboration and streamline advice
- Eliminated the annual TRAC meeting and replaced it with a process that compiles, but does not seek to reconcile, domestic science products for each country
- Integration of Science Advice for Transboundary Stocks (ISATS)
 - Includes a Technical Science Coordination meeting with stock assessment leads
 - Outcomes for U.S. and Canadian domestic assessments are compiled
 - Domestic assessments are considered equally as the basis for informing advice
 - 2025 process included Georges Bank cod and haddock
 - Georges Bank yellowtail flounder was completed after ISATS process through U.S. Management Track Assessment

US/Canada Science and Management

- TMGC is an advisory process to address how catches of stocks should be allocated to the U.S. and Canada within the Eastern Georges Bank Management Area
- Includes U.S. industry members from the New England Council, NOAA officials, Canadian industry members, and Canada DFO officials
- In 2025, the role of the Council was replaced by NOAA's Principal Deputy Assistant Secretary for International Fisheries
- TMGC negotiated agreements for the three transboundary stocks
- Recommendations considered, but are not constrained by, groundfish ABC control rules and the Council's Risk Policy
- All TMGC recommendations considered stock status, resource conditions, and risk-averse management approaches

US/Canada Sharing Agreement

- U.S. and Canada rotate to complete the Resource Allocation shares calculation
- 2025 – Canada completed calculations to inform 2026 recommended Total Allowable Catches (TACs)
- The agreement is based on a combination of:
 - Historical utilization by each country – 10% weighting
 - Resource distribution from available trawl surveys – 90% weighting

$$\%share_{year,country} = (\alpha_{year} \times \%utilization_{year,country}) + (\beta_{year} \times \%resource\ distribution_{year,country})$$

where α_{year} = percentage weighting for utilization in year

β_{year} = percentage weighting for resource distribution in year

$$\alpha_{year} + \beta_{year} = 100\%$$

US/Canada Sharing Agreement

<u>Resource Utilization</u>										
		Cod	Haddock	Yellowtail						
USA		40%	45%	98%						
CANADA		60%	55%	2%						
<i>Resource Distribution</i>					<i>Weighting</i>		<i>Allocation Shares</i>			
	Survey Year	Cod	Haddock	Yellowtail	Fishing Year	Utilization	Distribution	Cod	Haddock	Yellowtail
USA	2020	27%	47%	57%	2022	10%	90%	28%	47%	61%
CANADA		73%	53%	43%				72%	53%	39%
USA	2021	25%	42%	48%	2023	10%	90%	26%	42%	53%
CANADA		75%	58%	52%				74%	58%	47%
USA	2022	27%	30%	36%	2024	10%	90%	29%	31%	42%
CANADA		73%	70%	64%				71%	69%	58%
USA	2023	21%	18%	43%	2025	10%	90%	23%	21%	48%
CANADA		79%	82%	57%				77%	79%	52%
USA	2024	31%	19%	49%	2026	10%	90%	32%	21%	54%
CANADA		69%	81%	51%				68%	79%	46%



Fisheries and Oceans
Canada

Pêches et Océans
Canada

US Biomass Apportionment

- For cod and haddock, the Canadian assessment considers Eastern Georges Bank (EGB) as individual stocks, whereas the U.S. assessments include a larger portion of Georges Bank (GB)
- To address spatial differences, NEFSC developed a biomass apportionment method to determine the portion of cod and haddock biomass distributed within the Eastern Georges Bank Management Area
- Results are intended to be informational, not determinative
- Method reviewed by SSC in July 2024
- 2025 updates included:
 - Revised haddock methods to fully align apportionment with survey footprint used in the GB haddock assessment

US Biomass Apportionment

- 2025 Apportionment Results
 - Used data from 1992 – 2024

	EGB apportionment	Terminal year
GB Haddock	75%	2024
GB Cod	100%	2024



TMGC 2026 Guidance Document

- Transboundary Management Guidance Committee (TMGC) met on October 1st in Halifax, Nova Scotia
- Agreement for the three transboundary stocks was reached
- 2026 Guidance Document was delivered to the Council from Canada DFO on October 30, 2025

FY2026 Total Allowable Catches

	TAC (mt)	Quota (mt)		Share (%)	
		Canada	US	Canada	US
Haddock	4,750	3,752	998	79	21
Cod	473	473	151	68	32
Yellowtail	57	26	31	46	54

Questions